

MAVERICK SILENS 2X PROFILE

PHOTOMETRICS REPORT



Table of Contents

Introduction	1
Testing Process	1
Total Illuminance Measurements.....	1
Testing Lab Equipment and Process.....	1
Photometrics & Chromaticity Reports	2
Full Flood - Full Power	3
Report Summary.....	3
Overall Measurement.....	3
Beam Details.....	4
ISO Diagrams.....	5
Chromaticity.....	6
TM-30 Details.....	7
Full Spot - Full Power	8
Report Summary.....	8
Overall Measurement.....	8
Beam Details.....	9
ISO Diagrams.....	10
Chromaticity.....	11
TM-30 Details.....	12
50% Zoom - Full Power	13
Report Summary.....	13
Overall Measurement.....	13
Beam Details.....	14
ISO Diagrams.....	15
Chromaticity.....	16
TM-30 Details.....	17
50% Zoom with Cyan - Full Power	18
Report Summary.....	18
Overall Measurement.....	18
Beam Details.....	19
ISO Diagrams.....	20
Chromaticity.....	21
TM-30 Details.....	22
50% Zoom with Magenta - Full Power	23
Report Summary.....	23
Overall Measurement.....	23

Beam Details	24
ISO Diagrams	25
Chromaticity.....	26
TM-30 Details	27
50% Zoom with Yellow - Full Power	28
Report Summary.....	28
Overall Measurement.....	28
Beam Details	29
ISO Diagrams	30
Chromaticity.....	31
TM-30 Details	32
50% Zoom - 3200K - Full Power	33
Report Summary.....	33
Overall Measurement.....	33
Beam Details	34
ISO Diagrams	35
Chromaticity.....	36
TM-30 Details	37
50% Zoom - 4000K - Full Power	38
Report Summary.....	38
Overall Measurement.....	38
Beam Details	39
ISO Diagrams	40
Chromaticity.....	41
TM-30 Details	42
50% Zoom - 5600K - Full Power	43
Report Summary.....	43
Overall Measurement.....	43
Beam Details	44
ISO Diagrams	45
Chromaticity.....	46
TM-30 Details	47
50% Zoom with CTO - Full Power	48
Report Summary.....	48
Overall Measurement.....	48
Beam Details	49
ISO Diagrams	50
Chromaticity.....	51

TM-30 Details	52
50% Zoom with CTO - 3200K - Full Power	53
Report Summary.....	53
Overall Measurement.....	53
Beam Details.....	54
ISO Diagrams	55
Chromaticity.....	56
TM-30 Details	57
50% Zoom with CTO - 4000K - Full Power	58
Report Summary.....	58
Overall Measurement.....	58
Beam Details.....	59
ISO Diagrams	60
Chromaticity.....	61
TM-30 Details	62
50% Zoom with CTO - 5600K - Full Power	63
Report Summary.....	63
Overall Measurement.....	63
Beam Details.....	64
ISO Diagrams	65
Chromaticity.....	66
TM-30 Details	67
50% Zoom - Full Power - Steady Mode 1.....	68
Report Summary.....	68
Overall Measurement.....	68
Beam Details.....	69
ISO Diagrams	70
Chromaticity.....	71
TM-30 Details	72
50% Zoom - Full Power - Steady Mode 2.....	73
Report Summary.....	73
Overall Measurement.....	73
Beam Details.....	74
ISO Diagrams	75
Chromaticity.....	76
TM-30 Details	77
Contact Us.....	78

Testing Process

Total Illuminance Measurements

Illuminance is measured using the Viso Systems LabSpion[®], which takes multiple measurements across a light beam to calculate the total delivered lumens, beam, and field of a product. These values can be described as the empirical output of the product as it projects from the lens or lenses. All photometric data contained in this report are obtained from the actual illuminance of the tested Chauvet light source and are never theoretical values derived from calculations.

Testing Lab Equipment and Process

The Chauvet headquarters in Sunrise, Florida has a climate- and light-controlled photometric testing laboratory where Chauvet products are analyzed and photometric data are measured using the Viso Systems LabSpion[®] light measurement solution.

This system includes a spectrometer sensor, which measures the precise light and color output of the fixture, and a two-axis goniometer, which rotates the product to allow for multi-angle and multi-directional measurement. The Viso Light Inspector software then collects and summarizes the data. From the data gathered, the software can also measure the beam and field angles, accurate color temperature, color quality, and illuminance at multiple distances. The custom-built, Chauvet-specific template presents this information in the photometric and chromaticity reports that follow.

IES (Illuminating Engineering Society) files, an industry-standard file format, are also generated from each test for easy distribution of photometric data.

Several light meters are also used for specific products or to recheck for precision. Accuracy is verified using one or more of the devices listed below:

- Sekonic SpectroMaster C-700-U
- EXTECH HD450 Datalogging Heavy Duty Light Meter
- Asensetek Essence Lighting Passport

To ensure accurate measurements in every photometric or chromaticity test, Chauvet routinely calibrates the LabSpion[®] system every six months as recommended by Viso Systems.



Photometrics & Chromaticity Reports

Photometric & Chromaticity Report

Maverick Silens 2X Profile: Full Flood - Full Power

Report Summary

Measurements

Fixture Output: 12269 lm
Fixture Peak: 19150 cd
Fixture Efficacy: n/a lm/W
Intensity @ 5m: 737 lux
Color Temperature: 6226 K
CRI: 96.2 CRI R9 Value: 91.7
CQS: 94.8
TLCI: 99
TM-30 Rf: 93.4
TM-30 Rg: 100.3
Beam Angle (50%): 50.8°
Field Angle (10%): 53.6°
Cutoff Angle (3%): 58.5°

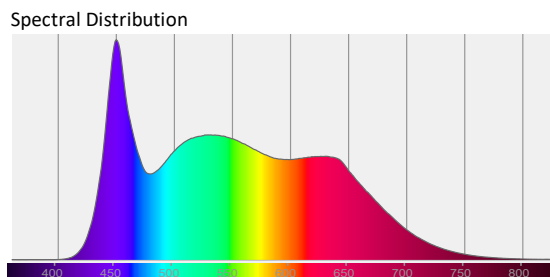
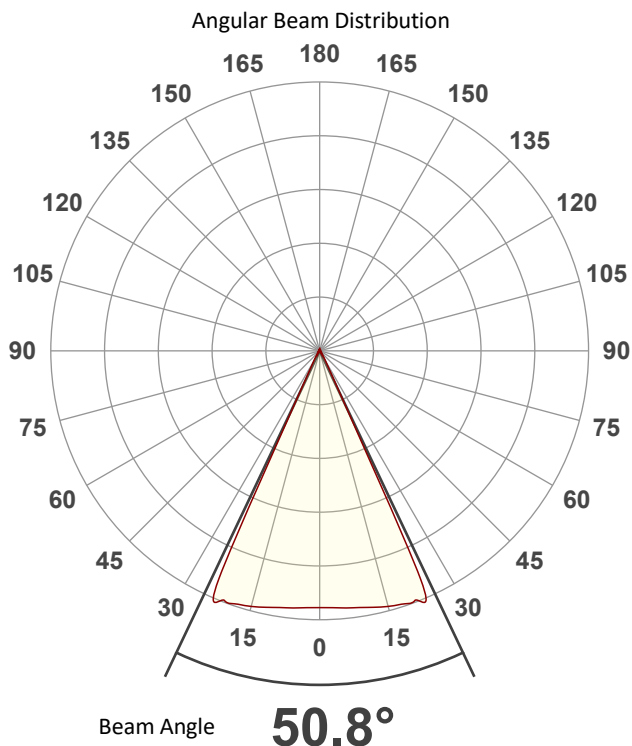
Conditions

AC Supply: 113 V, 60 Hz
Power: 0.0 W
Current: 0.000 A
Power Factor: n/a



This data sheet conforms to American National Standard E1.9 – 2007 (R2017). All data was measured and calculated by a Viso Systems LabSpion Goniometer at the Chauvet PD Optics Laboratory in Sunrise, FL on 10/4/2023 to LM-63-2002 Standards.

Overall Measurement



Tested Color (CIE 1931):
X: 0.317
Y: 0.335

Light Quality
CRI: 96.2

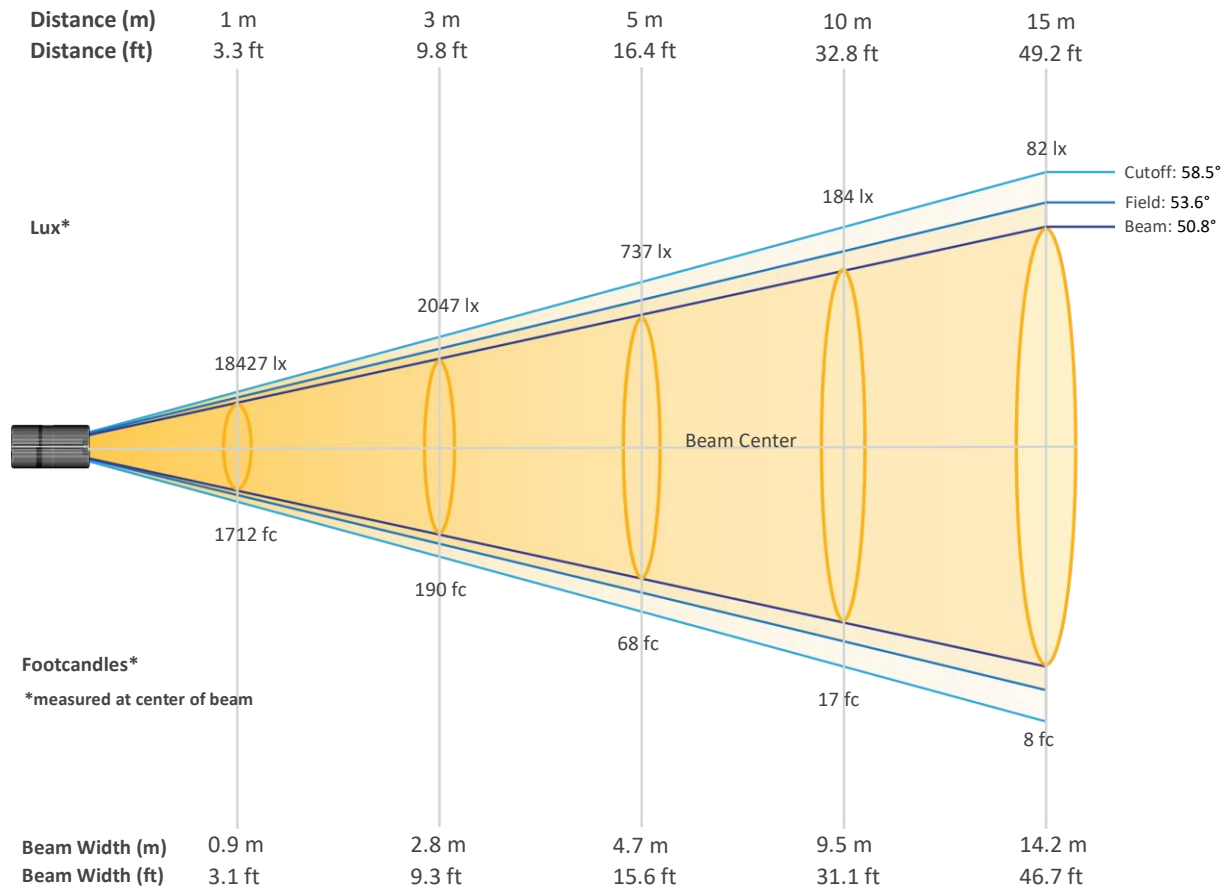
Color Temperature
6226 K



Photometric & Chromaticity Report

Maverick Silens 2X Profile: Full Flood - Full Power

Beam Details

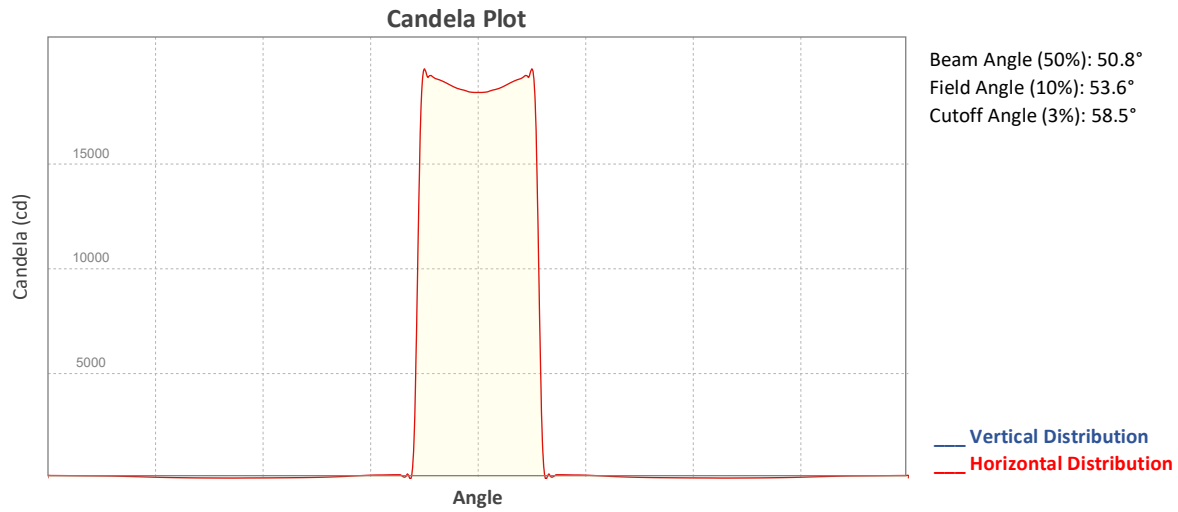


Beam Intensities from 1-20m (3.3-65.6ft)

Distance	1m	2m	3m	4m	5m	6m	7m	8m	9m	10m
Lux	18427	4607	2047	1152	737	512	376	288	227	184
Distance	11m	12m	13m	14m	15m	16m	17m	18m	19m	20m
Lux	152	128	109	94	82	72	64	57	51	46
Distance	3.3ft	6.6ft	9.8ft	13.1ft	16.4ft	19.7ft	23ft	26.2ft	29.5ft	32.8ft
FC	1712	428	190	107	68	48	35	27	21	17
Distance	36.1ft	39.4ft	42.7ft	45.9ft	49.2ft	52.5ft	55.8ft	59.1ft	62.3ft	65.6ft
FC	14	12	10	9	8	7	6	5	5	4

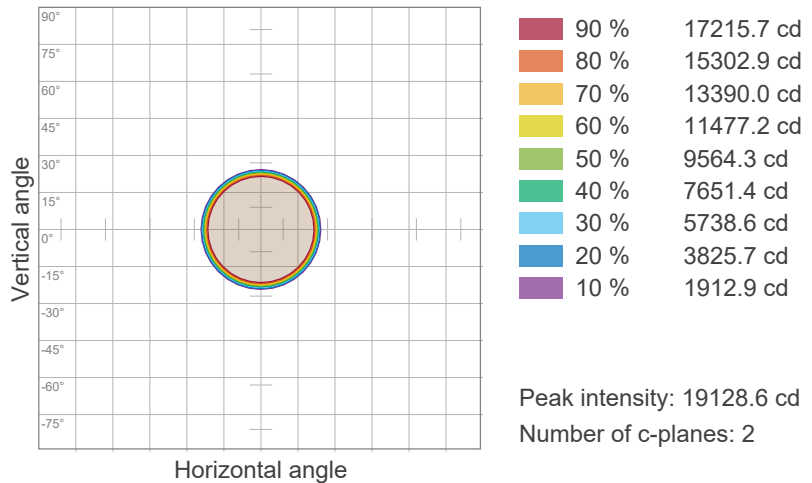
Photometric & Chromaticity Report

Maverick Silens 2X Profile: Full Flood - Full Power

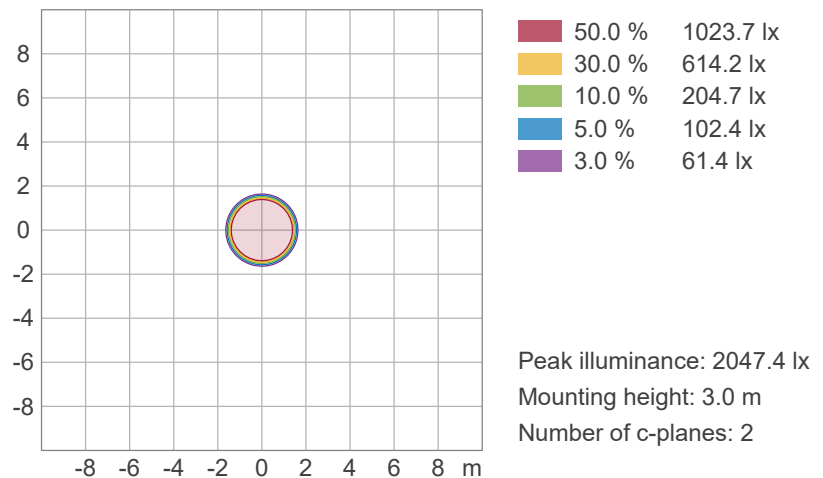


ISO Diagrams

ISO Candela Diagram



ISO Lux Diagram

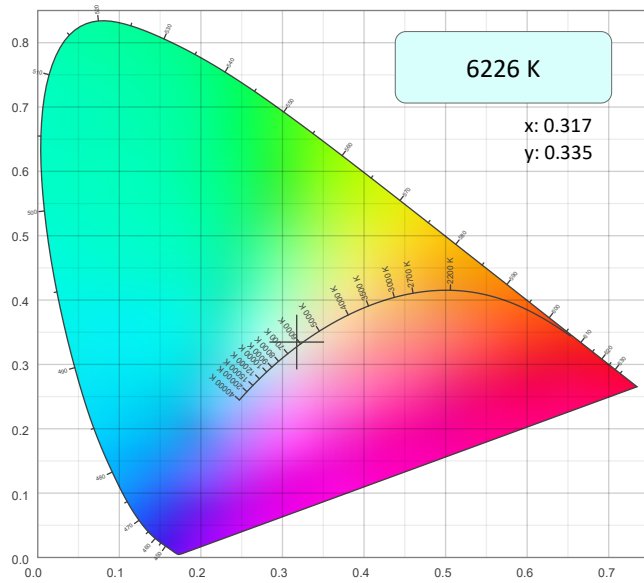


Photometric & Chromaticity Report

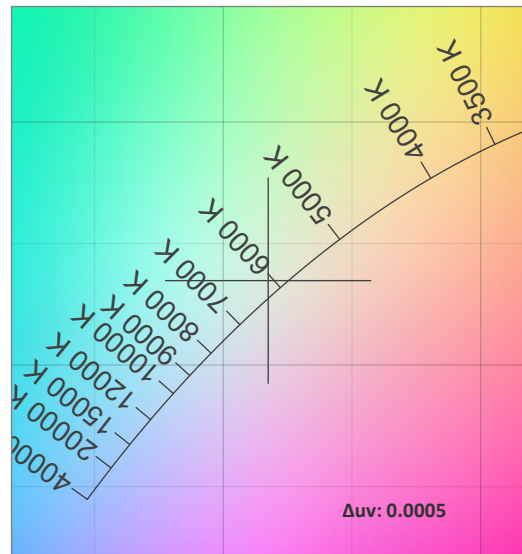
Maverick Silens 2X Profile: Full Flood - Full Power

Chromaticity

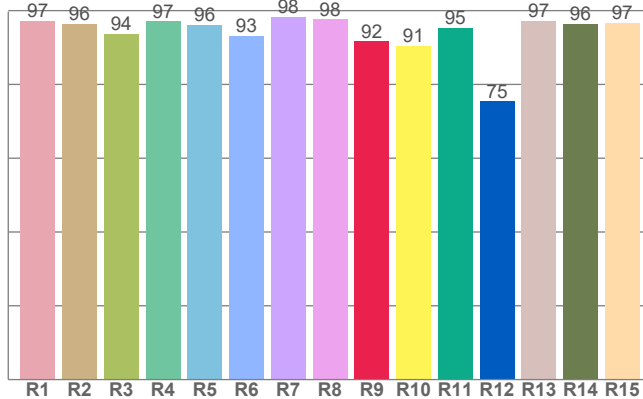
CIE 1931



CIE 1931 - Zoom



CRI: 96.2 (R1-R8)

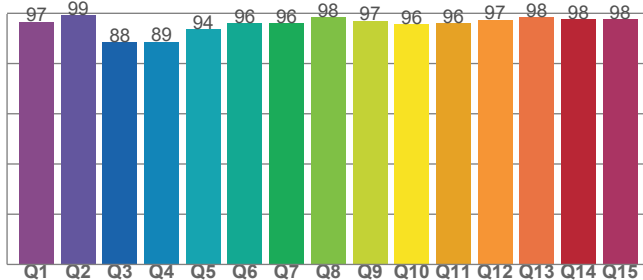


Color Parameters

Color Temperature	Color Coordinate CIE 1931	Color Coordinate CIE 1931
CCT	x	y
6226 K	0.317	0.335

Color Deviation from Black Body Curve	Color Coordinate CIE 1964	Color Coordinate CIE 1964
Δuv	y	u
0.0005	0.335	0.199

CQS: 94.8



Color Rendering Index	Red Component	Color Quality Scale
CRI	CRI - R9	CQS
96.2	91.7	94.8

Television Lighting Consistency Index	Color Fidelity	Color Gamut
TLCI	TM30 - Rf	TM30 Rg
99	93.4	100.3

Photometric & Chromaticity Report

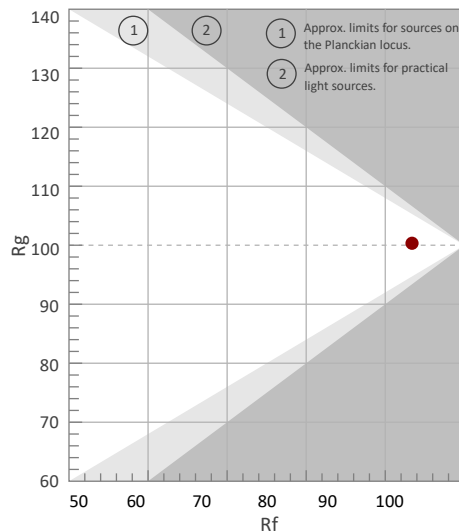
Maverick Silens 2X Profile: Full Flood - Full Power

TM-30 Details

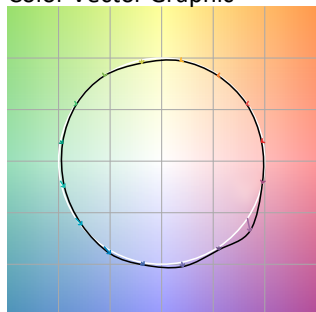
Rf 93.4
Fidelity Index (Rg)

Rg 100.3
Gammut Index (Rg)

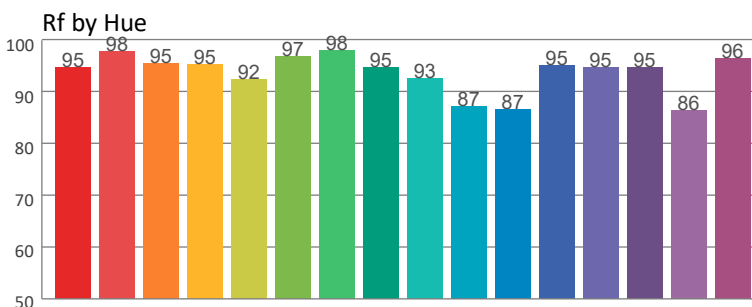
Graphic shifts (%)			
Hue Bin	R _f	Chroma	Hue
1	95	-1%	-1%
2	98	-1%	0%
3	95	-1%	1%
4	95	-1%	1%
5	92	-3%	0%
6	97	0%	0%
7	98	-1%	0%
8	95	-2%	2%
9	93	-3%	6%
10	87	-1%	8%
11	87	2%	8%
12	95	2%	3%
13	95	4%	0%
14	95	2%	-1%
15	86	9%	-9%
16	96	0%	-2%



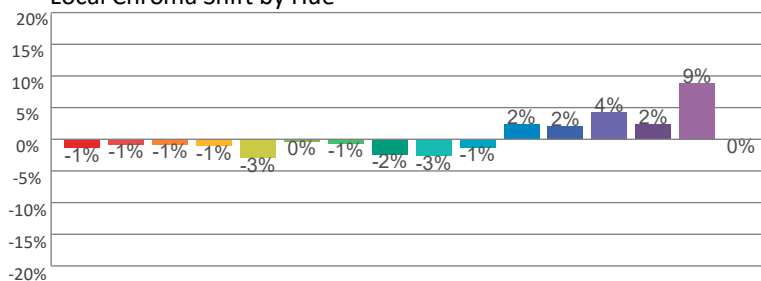
Color Vector Graphic



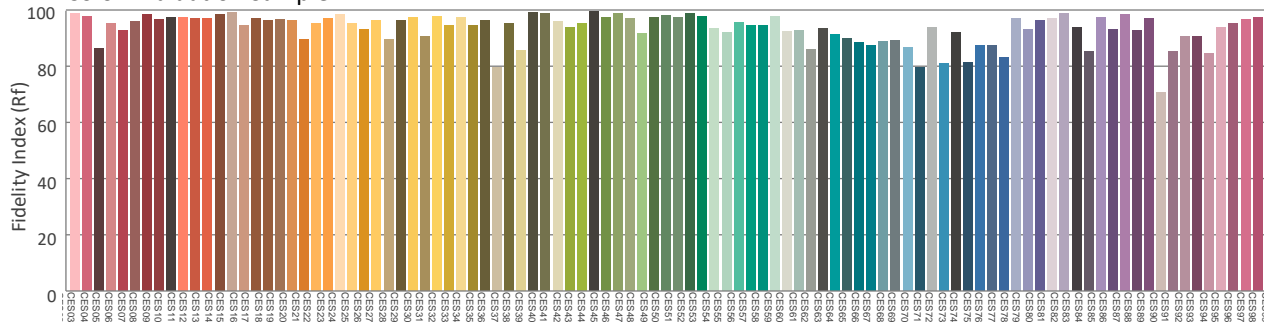
Color Distortion Graphic



Local Chroma Shift by Hue



Color Evaluation Sample



Photometric & Chromaticity Report

Maverick Silens 2X Profile: Full Spot - Full Power

Report Summary

Measurements

Fixture Output: 7057 lm
Fixture Peak: 821059 cd
Fixture Efficacy: n/a lm/W
Intensity @ 5m: 32842 lux
Color Temperature: 6321 K
CRI: 96.8 CRI R9 Value: 96.8
CQS: 95.1
TLCI: 99
TM-30 Rf: 93.6
TM-30 Rg: 101.4
Beam Angle (50%): 5.8°
Field Angle (10%): 6.4°
Cutoff Angle (3%): 6.5°

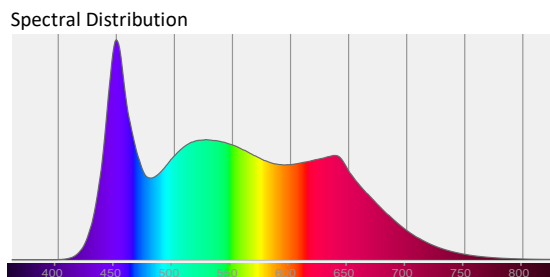
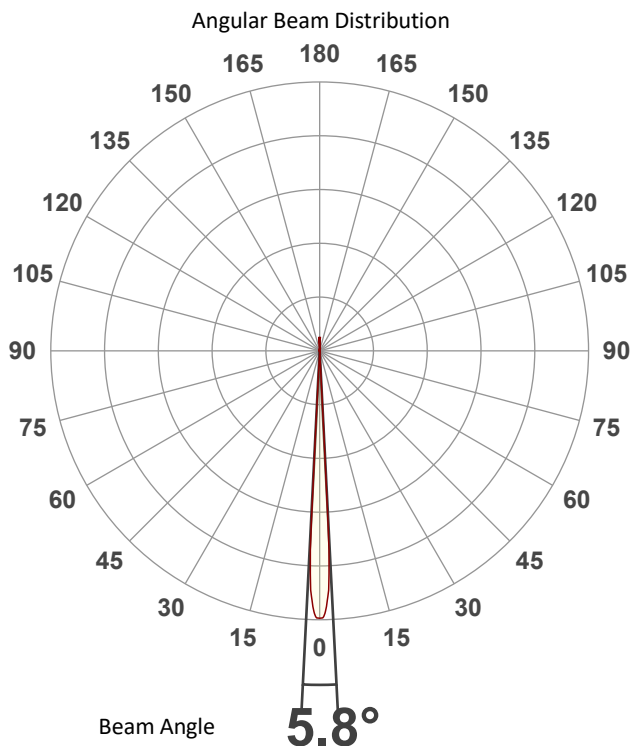
Conditions

AC Supply: 112 V, 60.1 Hz
Power: 0.0 W
Current: 0.000 A
Power Factor: n/a



This data sheet conforms to American National Standard E1.9 – 2007 (R2017). All data was measured and calculated by a Viso Systems LabSpion Goniometer at the Chauvet PD Optics Laboratory in Sunrise, FL on 10/4/2023 to LM-63-2002 Standards.


Overall Measurement



Tested Color (CIE 1931):

X: 0.316

Y: 0.330



Light Quality

CRI: 96.8

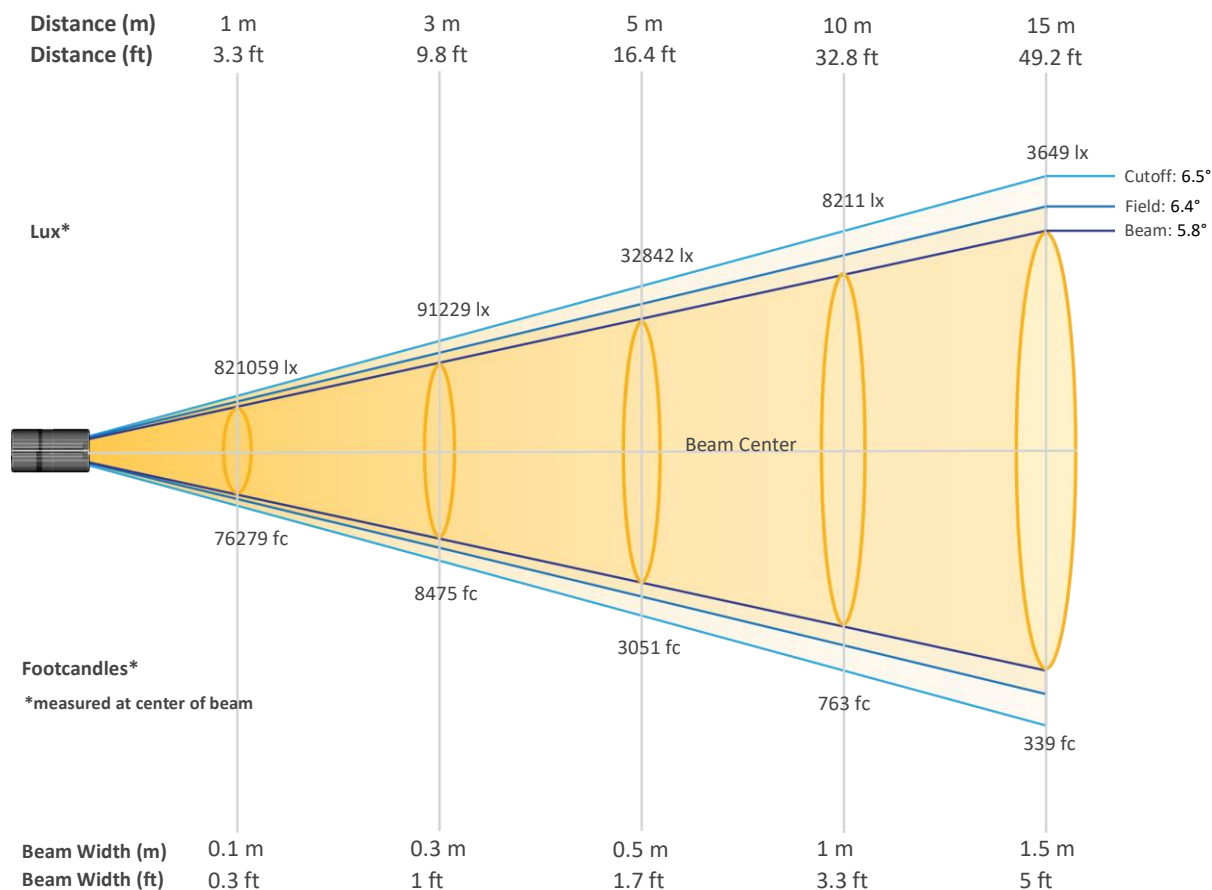
Color Temperature

6321 K

Photometric & Chromaticity Report

Maverick Silens 2X Profile: Full Spot - Full Power

Beam Details

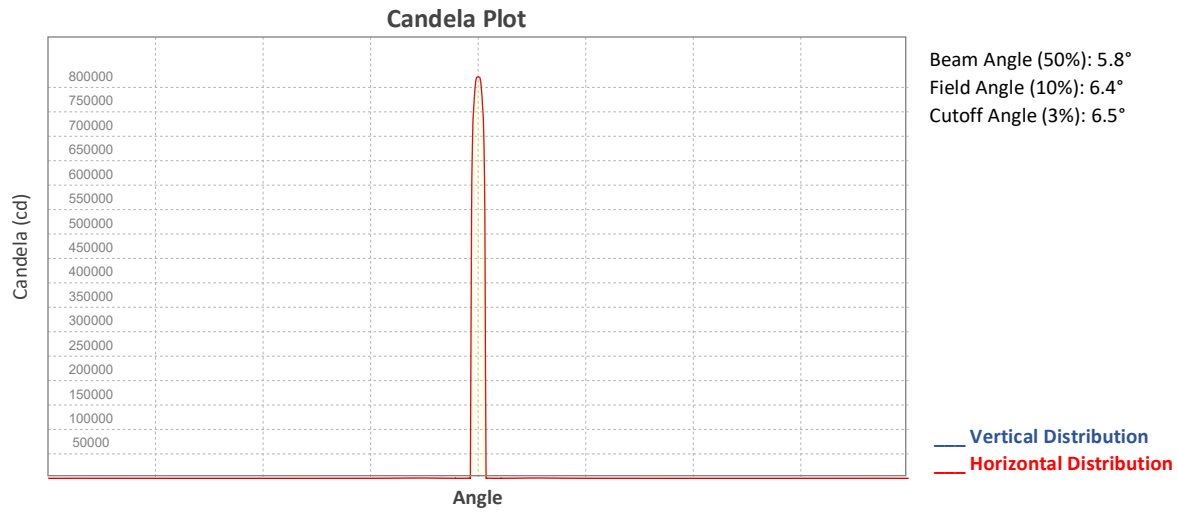


Beam Intensities from 1-20m (3.3-65.6ft)

Distance	1m	2m	3m	4m	5m	6m	7m	8m	9m	10m
Lux	821059	205265	91229	51316	32842	22807	16756	12829	10137	8211
Distance	11m	12m	13m	14m	15m	16m	17m	18m	19m	20m
Lux	6786	5702	4858	4189	3649	3207	2841	2534	2274	2053
Distance	3.3ft	6.6ft	9.8ft	13.1ft	16.4ft	19.7ft	23ft	26.2ft	29.5ft	32.8ft
FC	76279	19070	8475	4767	3051	2119	1557	1192	942	763
Distance	36.1ft	39.4ft	42.7ft	45.9ft	49.2ft	52.5ft	55.8ft	59.1ft	62.3ft	65.6ft
FC	630	530	451	389	339	298	264	235	211	191

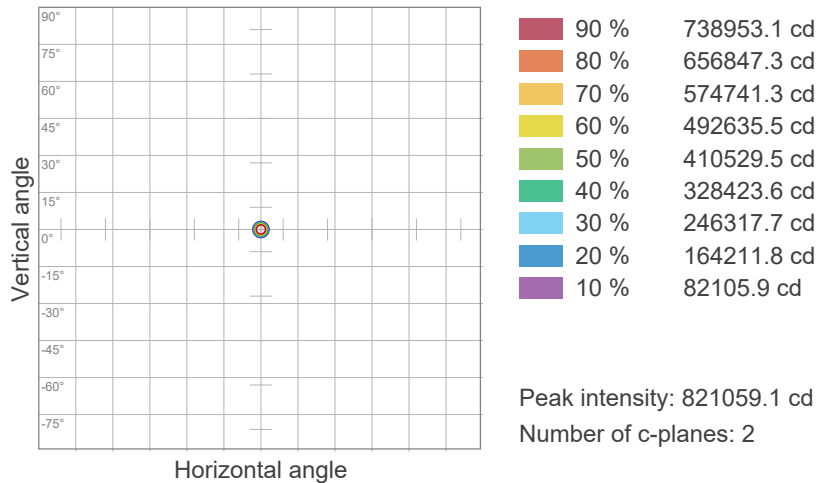
Photometric & Chromaticity Report

Maverick Silens 2X Profile: Full Spot - Full Power

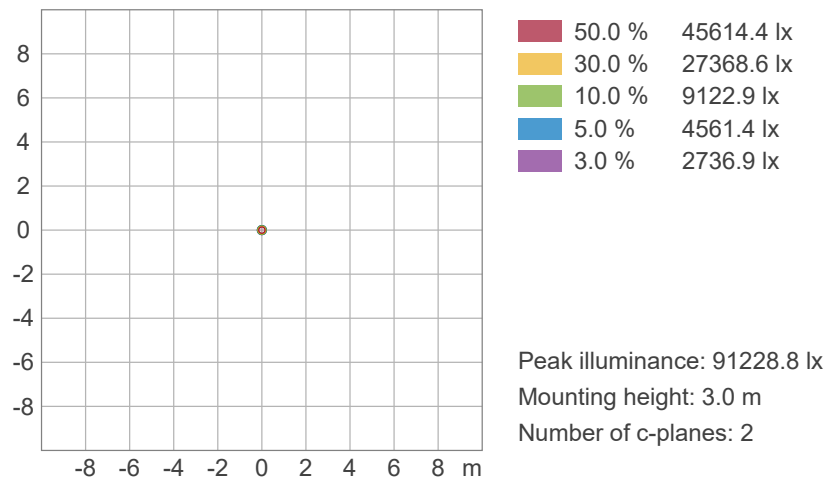


ISO Diagrams

ISO Candela Diagram



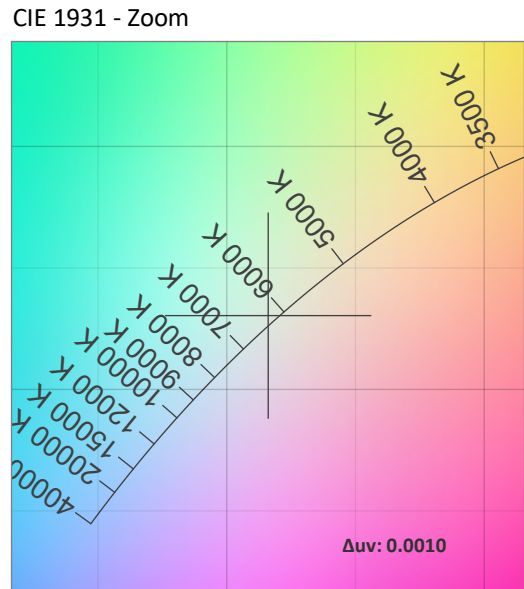
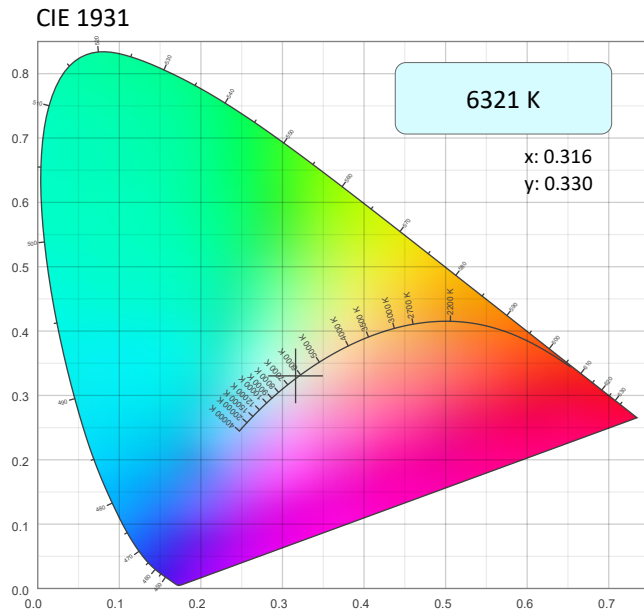
ISO Lux Diagram



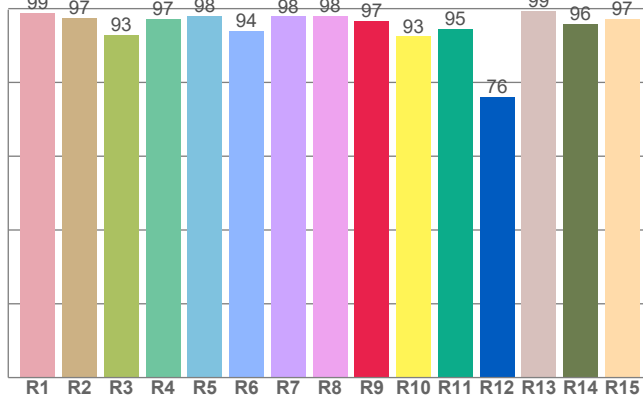
Photometric & Chromaticity Report

Maverick Silens 2X Profile: Full Spot - Full Power

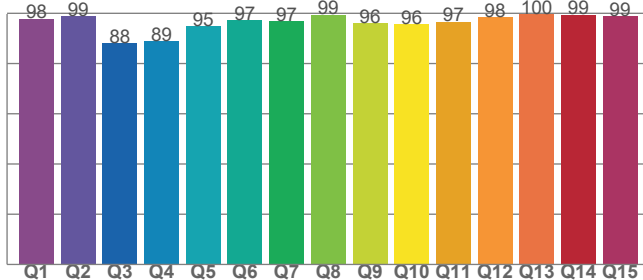
Chromaticity



CRI: 96.8 (R1-R8)



CQS: 95.1



Color Parameters

Color Temperature	Color Coordinate CIE 1931	Color Coordinate CIE 1931
CCT	x	y
6321 K	0.316	0.330

Color Deviation from Black Body Curve	Color Coordinate CIE 1964	Color Coordinate CIE 1964
Δuv	y	u
0.0010	0.330	0.200

Color Rendering Index	Red Component	Color Quality Scale
CRI	CRI - R9	CQS
96.8	96.8	95.1

Television Lighting Consistency Index	Color Fidelity	Color Gamut
TLCI	TM30 - Rf	TM30 Rg
99	93.6	101.4

Photometric & Chromaticity Report

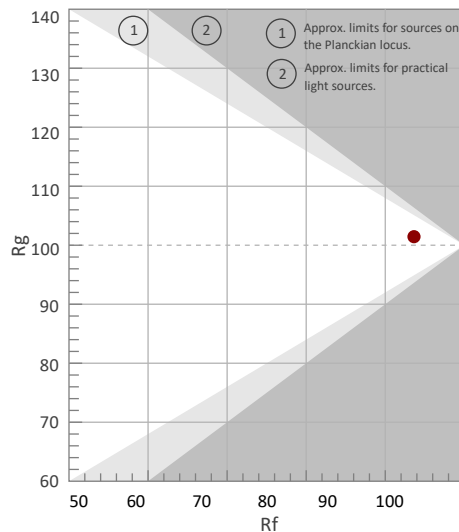
Maverick Silens 2X Profile: Full Spot - Full Power

TM-30 Details

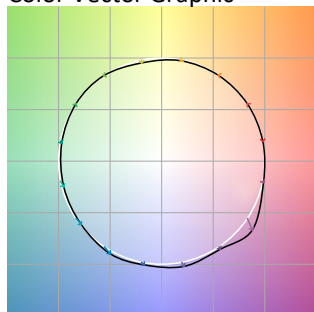
Rf 93.6
Fidelity Index
(Rg)

Rg 101.4
Gammut Index (Rg)

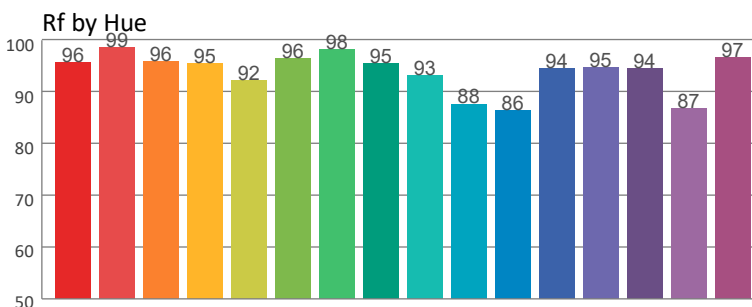
Hue Bin	R _f	Graphic shifts (%)	
		Chroma	Hue
1	96	0%	0%
2	99	0%	0%
3	96	0%	1%
4	95	-1%	1%
5	92	-3%	0%
6	96	0%	1%
7	98	0%	0%
8	95	-2%	2%
9	93	-2%	6%
10	88	-1%	8%
11	86	2%	8%
12	94	2%	3%
13	95	4%	2%
14	94	3%	0%
15	87	10%	-7%
16	97	1%	-1%



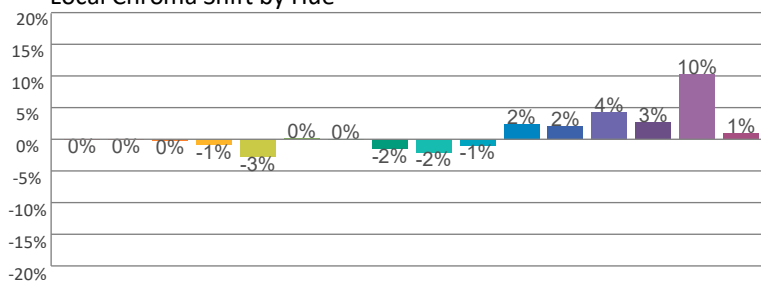
Color Vector Graphic



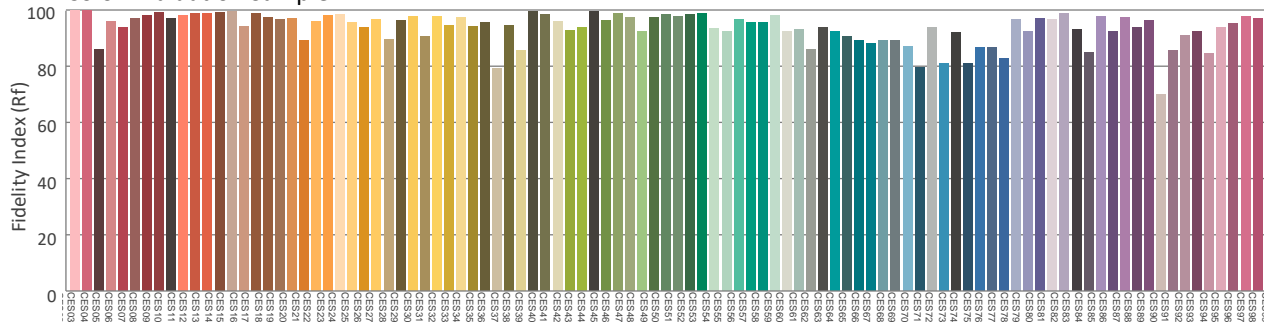
Color Distortion Graphic



Local Chroma Shift by Hue



Color Evaluation Sample



Photometric & Chromaticity Report

Maverick Silens 2X Profile: 50% Zoom - Full Power

Report Summary

Measurements

Fixture Output: 12748 lm
Fixture Peak: 123363 cd
Fixture Efficacy: n/a lm/W
Intensity @ 5m: 4915 lux
Color Temperature: 6189 K
CRI: 96.8 CRI R9 Value: 94.5
CQS: 94.9
TLCI: 99
TM-30 Rf: 93.5
TM-30 Rg: 100.5
Beam Angle (50%): 20°
Field Angle (10%): 22.2°
Cutoff Angle (3%): 24.1°

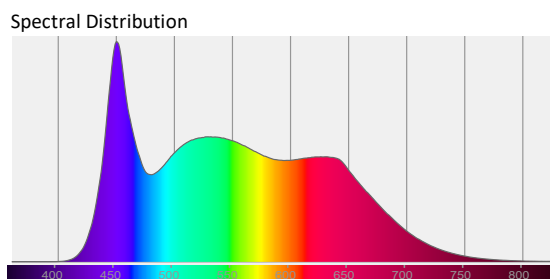
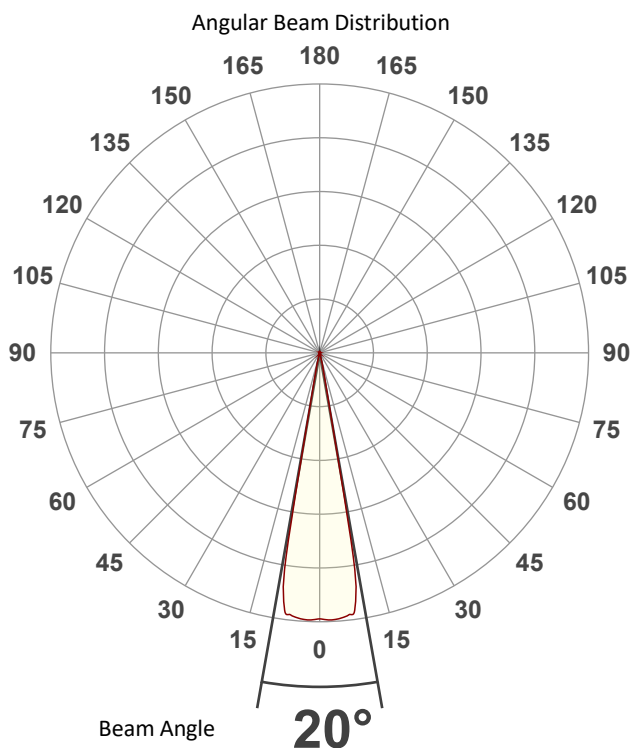
Conditions

AC Supply: 113 V, 60 Hz
Power: 0.0 W
Current: 0.000 A
Power Factor: n/a



This data sheet conforms to American National Standard E1.9 – 2007 (R2017). All data was measured and calculated by a Viso Systems LabSpion Goniometer at the Chauvet PD Optics Laboratory in Sunrise, FL on 10/4/2023 to LM-63-2002 Standards.


Overall Measurement



Tested Color (CIE 1931):

X: 0.318

Y: 0.334



Light Quality

CRI: 96.8

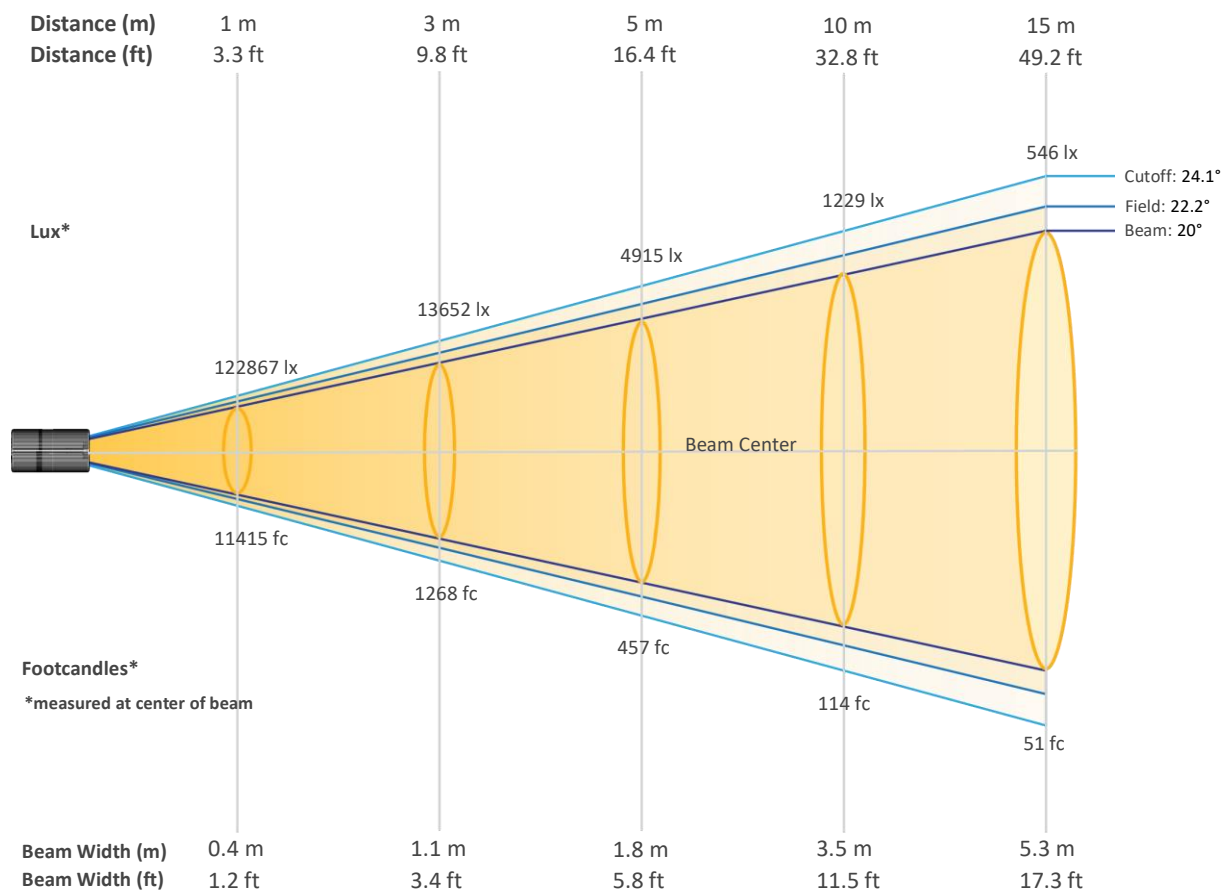
Color Temperature

6189 K

Photometric & Chromaticity Report

Maverick Silens 2X Profile: 50% Zoom - Full Power

Beam Details

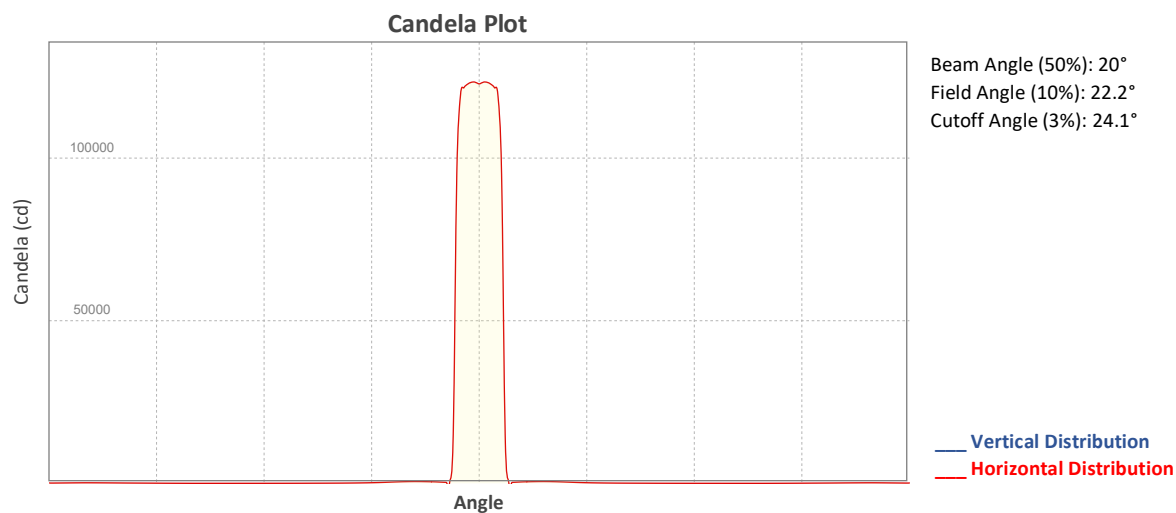


Beam Intensities from 1-20m (3.3-65.6ft)

Distance	1m	2m	3m	4m	5m	6m	7m	8m	9m	10m
Lux	122867	30717	13652	7679	4915	3413	2507	1920	1517	1229
Distance	11m	12m	13m	14m	15m	16m	17m	18m	19m	20m
Lux	1015	853	727	627	546	480	425	379	340	307
Distance	3.3ft	6.6ft	9.8ft	13.1ft	16.4ft	19.7ft	23ft	26.2ft	29.5ft	32.8ft
FC	11415	2854	1268	713	457	317	233	178	141	114
Distance	36.1ft	39.4ft	42.7ft	45.9ft	49.2ft	52.5ft	55.8ft	59.1ft	62.3ft	65.6ft
FC	94	79	68	58	51	45	39	35	32	29

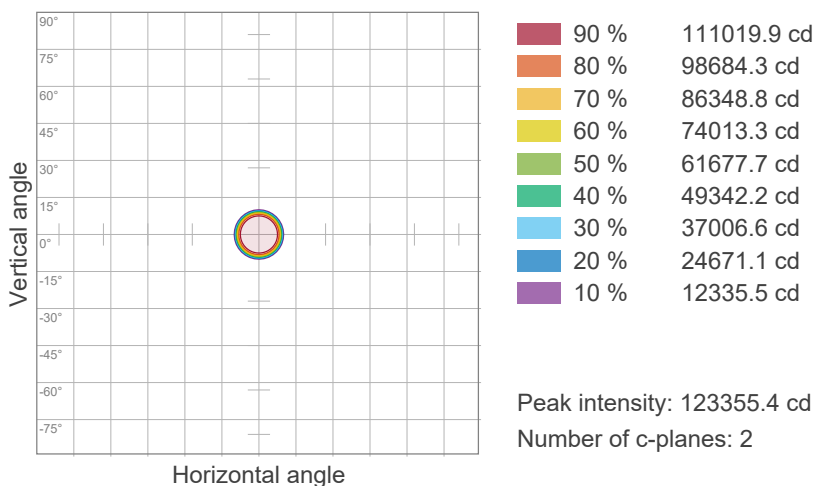
Photometric & Chromaticity Report

Maverick Silens 2X Profile: 50% Zoom - Full Power

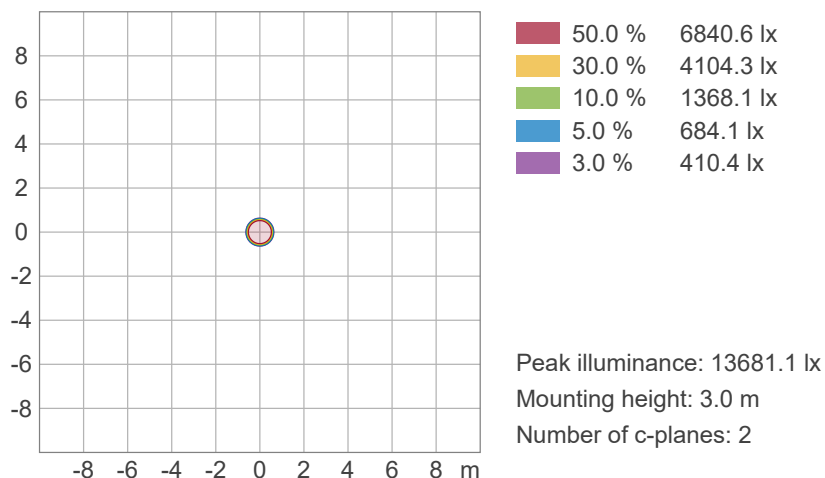


ISO Diagrams

ISO Candela Diagram



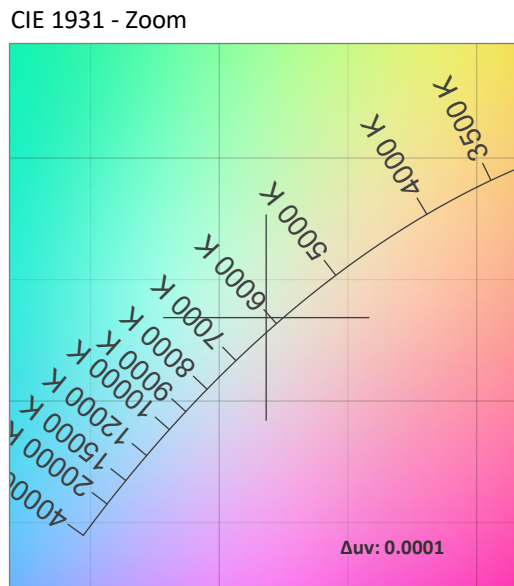
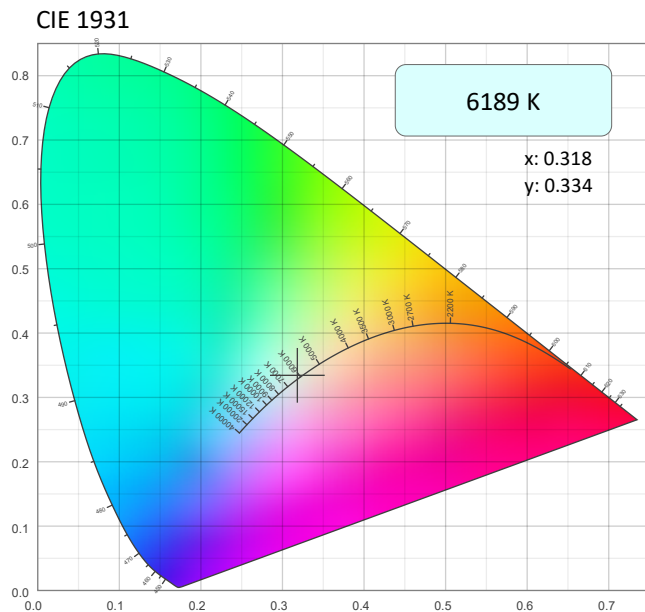
ISO Lux Diagram



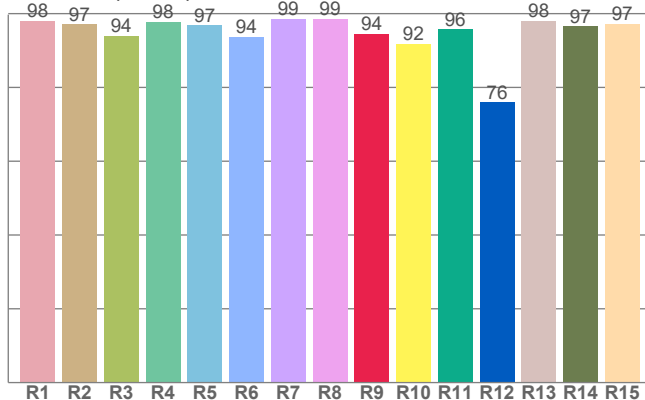
Photometric & Chromaticity Report

Maverick Silens 2X Profile: 50% Zoom - Full Power

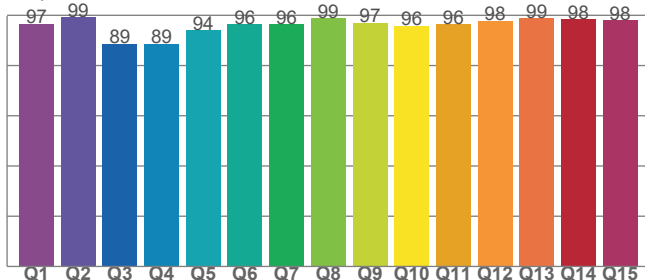
Chromaticity



CRI: 96.8 (R1-R8)



CQS: 94.9



Color Parameters

Color Temperature	Color Coordinate CIE 1931	Color Coordinate CIE 1931
CCT	x	y
6189 K	0.318	0.334

Color Deviation from Black Body Curve	Color Coordinate CIE 1964	Color Coordinate CIE 1964
Δuv	y	u
0.0001	0.334	0.200

Color Rendering Index	Red Component	Color Quality Scale
CRI	CRI - R9	CQS
96.8	94.5	94.9

Television Lighting Consistency Index	Color Fidelity	Color Gamut
TLCI	TM30 - Rf	TM30 Rg
99	93.5	100.5

Photometric & Chromaticity Report

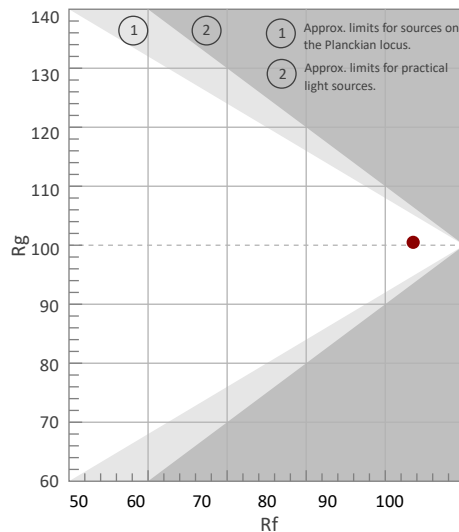
Maverick Silens 2X Profile: 50% Zoom - Full Power

TM-30 Details

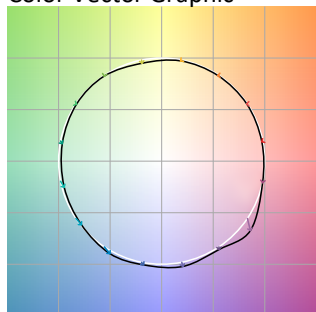
Rf 93.5
Fidelity Index
(Rg)

Rg 100.5
Gammut Index (Rg)

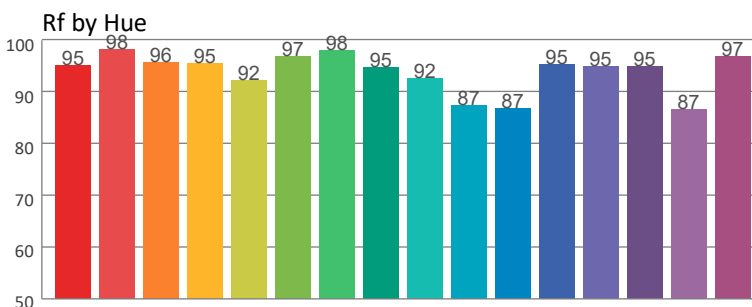
Hue Bin	Graphic shifts (%)		
	R _f	Chroma	Hue
1	95	-1%	0%
2	98	-1%	0%
3	96	-1%	1%
4	95	-1%	1%
5	92	-3%	0%
6	97	0%	0%
7	98	-1%	0%
8	95	-2%	2%
9	92	-2%	6%
10	87	-1%	8%
11	87	2%	8%
12	95	2%	2%
13	95	4%	0%
14	95	2%	-1%
15	87	9%	-8%
16	97	0%	-1%



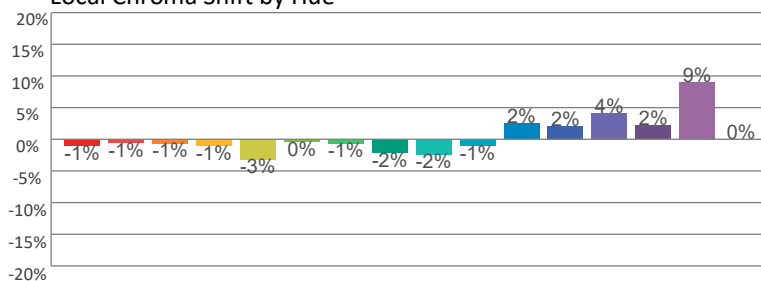
Color Vector Graphic



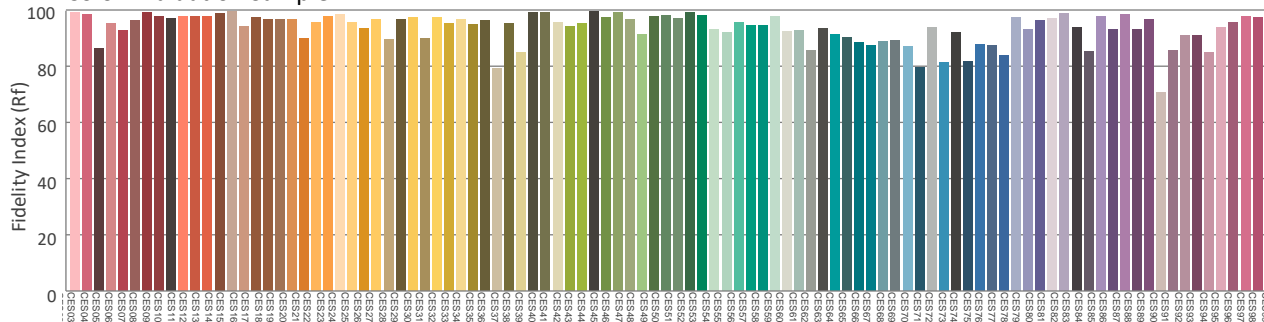
Color Distortion Graphic



Local Chroma Shift by Hue



Color Evaluation Sample



Photometric & Chromaticity Report

Maverick Silens 2X Profile: 50% Zoom with Cyan - Full Power

Report Summary

Measurements

Fixture Output: 3128 lm
Fixture Peak: 33106 cd
Fixture Efficacy: n/a lm/W
Intensity @ 5m: 1319 lux
Color Temperature: 0 K
CRI: 0.0 CRI R9 Value: 0.0
CQS: 0.0
TLCI: n/a
TM-30 Rf: 0.0
TM-30 Rg: 0.0
Beam Angle (50%): 18.6°
Field Angle (10%): 22.4°
Cutoff Angle (3%): 24°

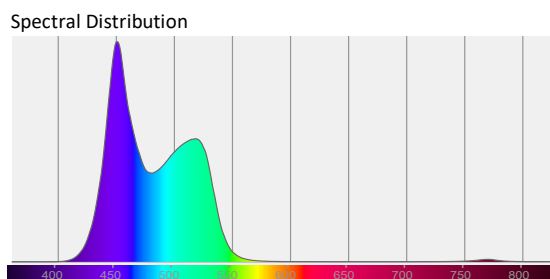
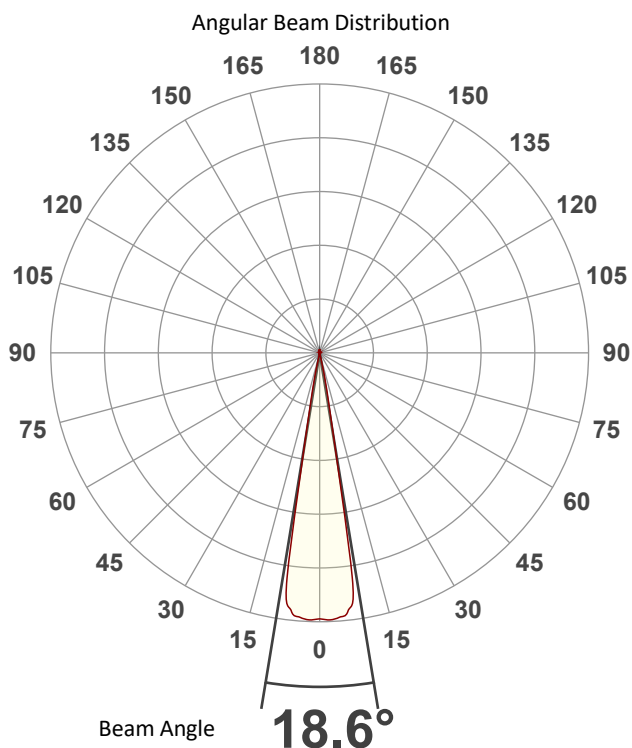
Conditions

AC Supply: 113 V, 60.1 Hz
Power: 0.0 W
Current: 0.000 A
Power Factor: n/a



This data sheet conforms to American National Standard E1.9 – 2007 (R2017). All data was measured and calculated by a Viso Systems LabSpion Goniometer at the Chauvet PD Optics Laboratory in Sunrise, FL on 10/4/2023 to LM-63-2002 Standards.

Overall Measurement



Tested Color (CIE 1931):

X: 0.134

Y: 0.201

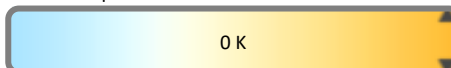


Light Quality

CRI: 0.0

Color Temperature

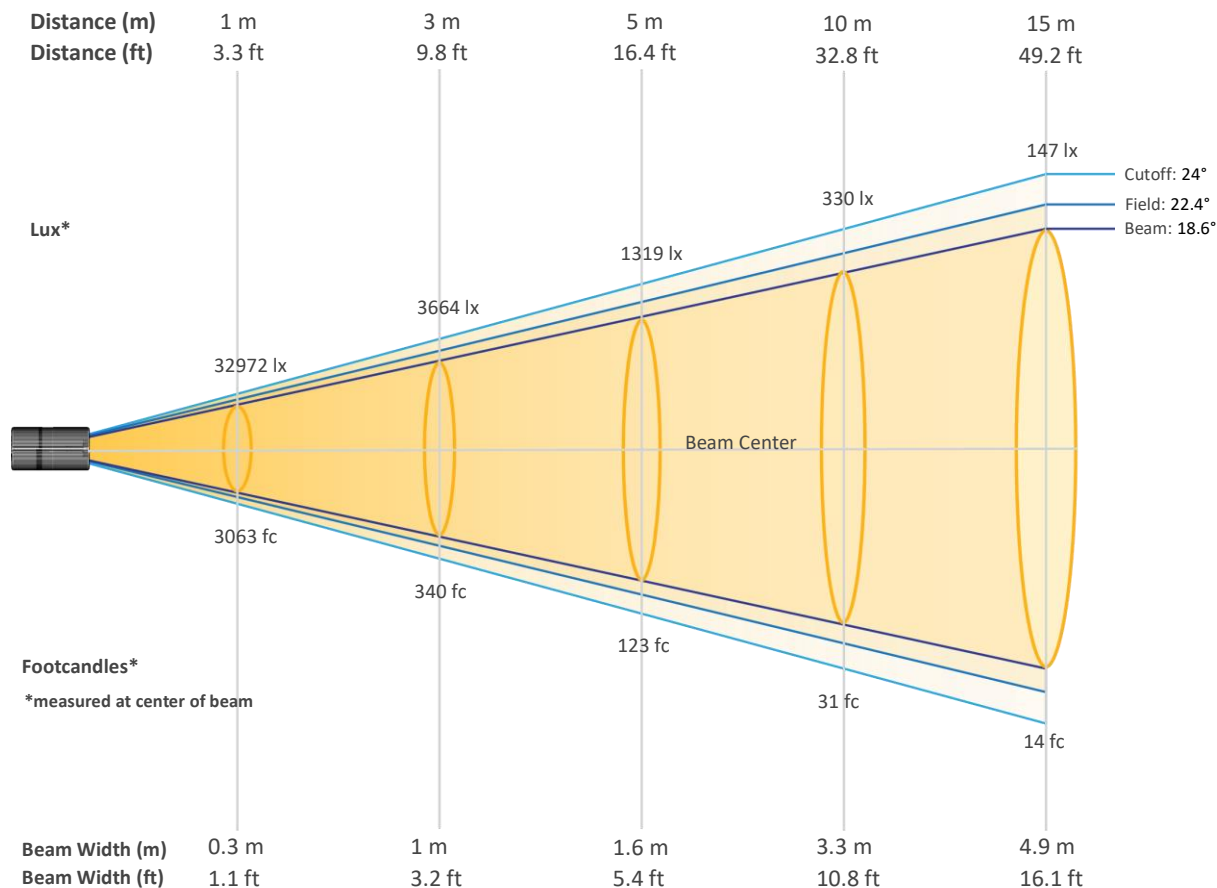
0 K



Photometric & Chromaticity Report

Maverick Silens 2X Profile: 50% Zoom with Cyan - Full Power

Beam Details

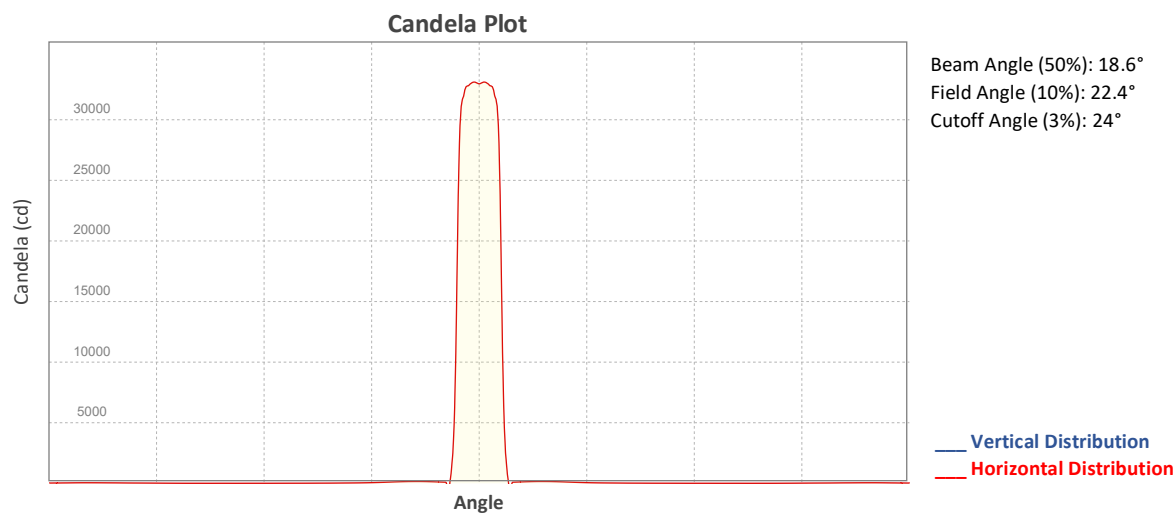


Beam Intensities from 1-20m (3.3-65.6ft)

Distance	1m	2m	3m	4m	5m	6m	7m	8m	9m	10m
Lux	32972	8243	3664	2061	1319	916	673	515	407	330
Distance	11m	12m	13m	14m	15m	16m	17m	18m	19m	20m
Lux	272	229	195	168	147	129	114	102	91	82
Distance	3.3ft	6.6ft	9.8ft	13.1ft	16.4ft	19.7ft	23ft	26.2ft	29.5ft	32.8ft
FC	3063	766	340	191	123	85	63	48	38	31
Distance	36.1ft	39.4ft	42.7ft	45.9ft	49.2ft	52.5ft	55.8ft	59.1ft	62.3ft	65.6ft
FC	25	21	18	16	14	12	11	9	8	8

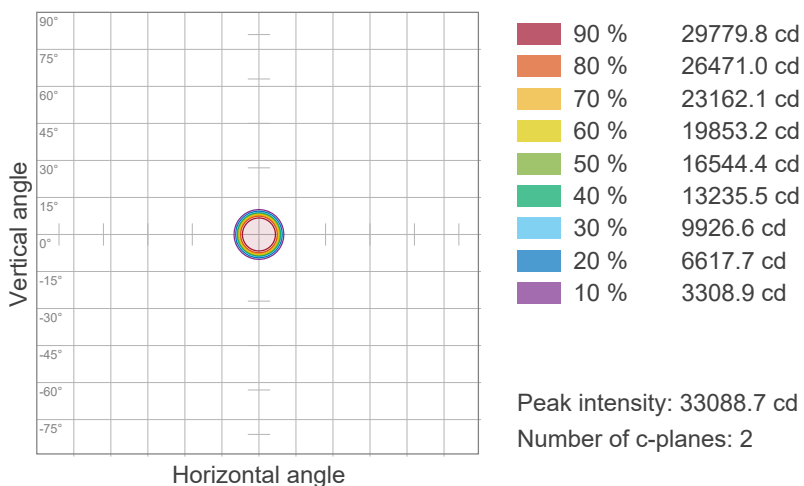
Photometric & Chromaticity Report

Maverick Silens 2X Profile: 50% Zoom with Cyan - Full Power

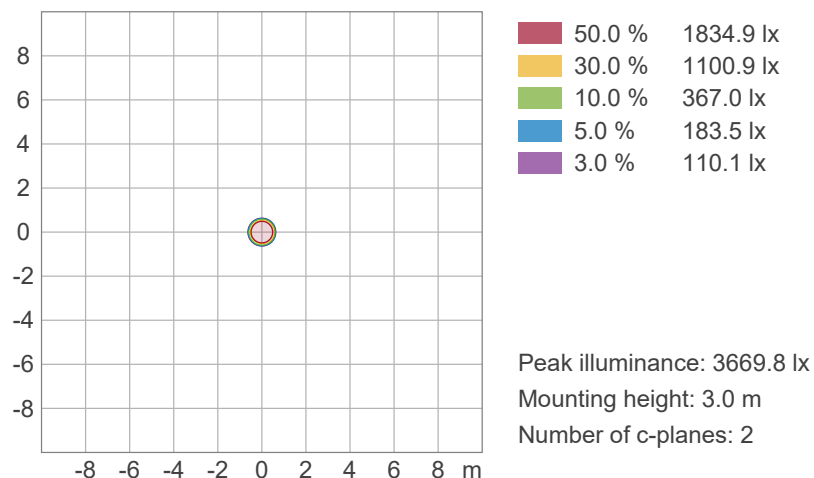


ISO Diagrams

ISO Candela Diagram



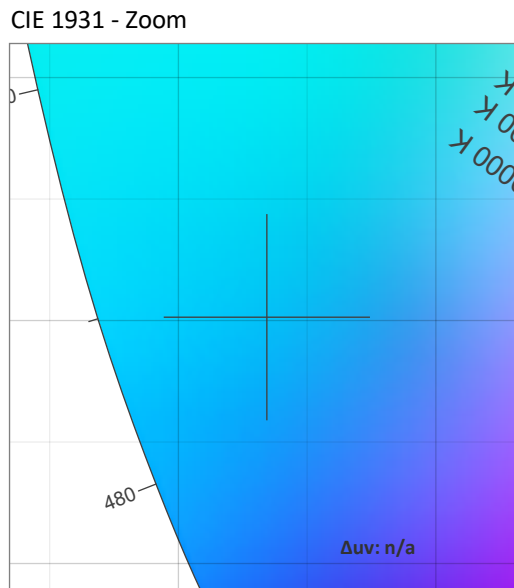
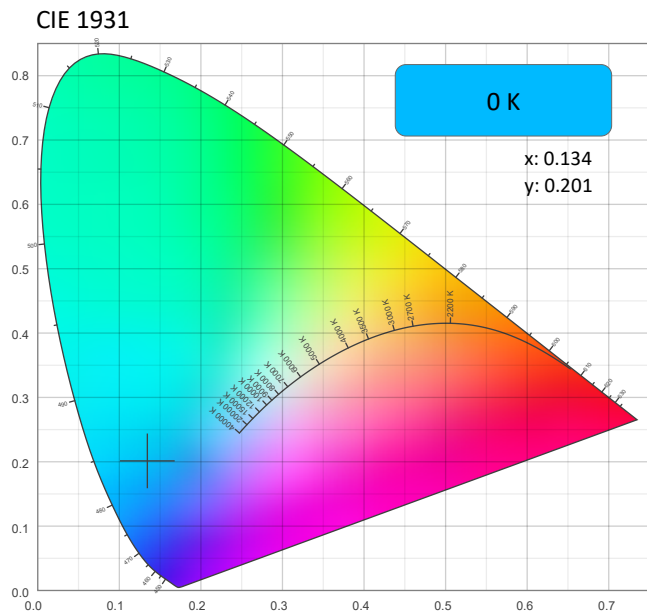
ISO Lux Diagram



Photometric & Chromaticity Report

Maverick Silens 2X Profile: 50% Zoom with Cyan - Full Power

Chromaticity



CRI: 0.0 (R1-R8)

0	0	0	0	0	0	0	0	0	0	0	0	0	0	0
R1	R2	R3	R4	R5	R6	R7	R8	R9	R10	R11	R12	R13	R14	R15

CQS: 0.0

0	0	0	0	0	0	0	0	0	0	0	0	0	0	0
Q1	Q2	Q3	Q4	Q5	Q6	Q7	Q8	Q9	Q10	Q11	Q12	Q13	Q14	Q15

Color Parameters

Color Temperature	Color Coordinate CIE 1931	Color Coordinate CIE 1931
CCT	x	y
0 K	0.134	0.201

Color Deviation from Black Body Curve	Color Coordinate CIE 1964	Color Coordinate CIE 1964
Δuv	y	u
n/a	0.201	0.104

Color Rendering Index	Red Component	Color Quality Scale
CRI	CRI - R9	CQS
0.0	0.0	0.0

Television Lighting Consistency Index	Color Fidelity	Color Gamut
TLCI	TM30 - Rf	TM30 Rg
n/a	0.0	0.0



Photometric & Chromaticity Report

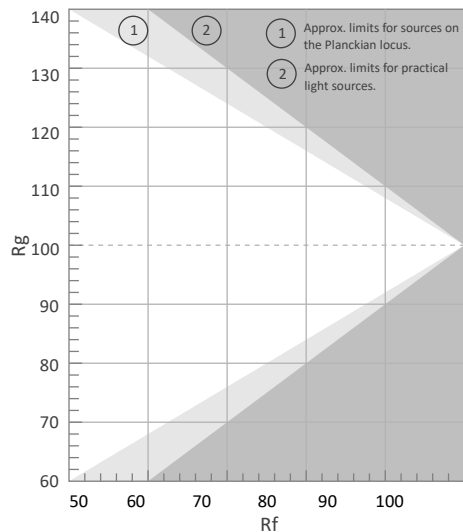
Maverick Silens 2X Profile: 50% Zoom with Cyan - Full Power

TM-30 Details


Rf 0.0
Fidelity Index (Rg)

Rg 0.0
Gammut Index (Rg)


Hue Bin	Rf	Graphic shifts (%)	
		Chroma	Hue
1	0	0%	0%
2	0	0%	0%
3	0	0%	0%
4	0	0%	0%
5	0	0%	0%
6	0	0%	0%
7	0	0%	0%
8	0	0%	0%
9	0	0%	0%
10	0	0%	0%
11	0	0%	0%
12	0	0%	0%
13	0	0%	0%
14	0	0%	0%
15	0	0%	0%
16	0	0%	0%



Color Vector Graphic



Color Distortion Graphic




Rf by Hue



Local Chroma Shift by Hue



Color Evaluation Sample



Photometric & Chromaticity Report

Maverick Silens 2X Profile: 50% Zoom with Magenta - Full Power

Report Summary

Measurements

Fixture Output: 688 lm
Fixture Peak: 6394 cd
Fixture Efficacy: n/a lm/W
Intensity @ 5m: 254 lux
Color Temperature: 0 K
CRI: 0.0 CRI R9 Value: 0.0
CQS: 0.0
TLCI: n/a
TM-30 Rf: 0.0
TM-30 Rg: 0.0
Beam Angle (50%): 19.7°
Field Angle (10%): 21.8°
Cutoff Angle (3%): 22.4°

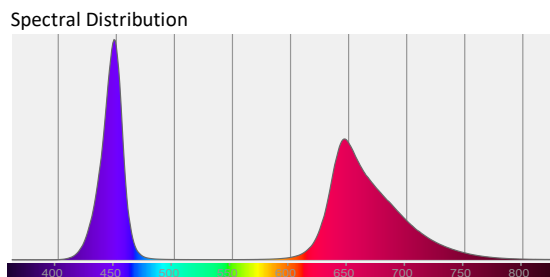
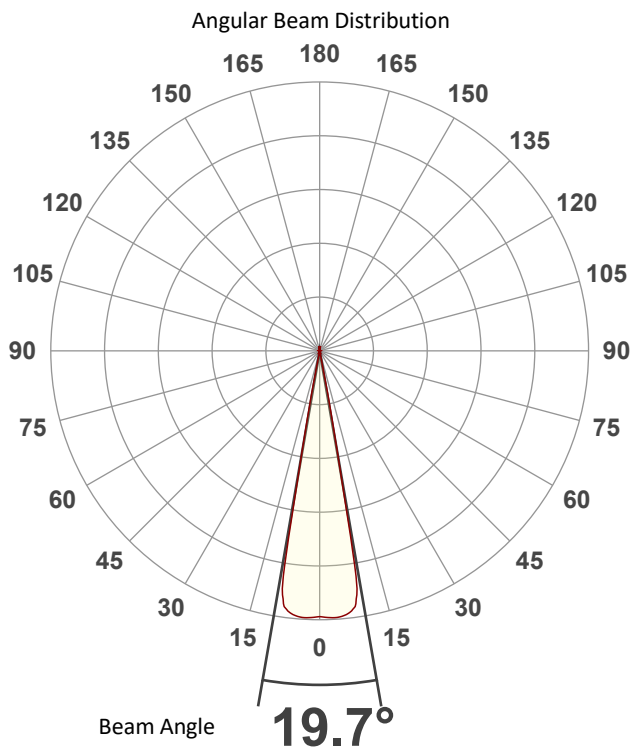


Conditions

AC Supply: 112 V, 60 Hz
Power: 0.0 W
Current: 0.000 A
Power Factor: n/a

This data sheet conforms to American National Standard E1.9 – 2007 (R2017). All data was measured and calculated by a Viso Systems LabSpion Goniometer at the Chauvet PD Optics Laboratory in Sunrise, FL on 10/4/2023 to LM-63-2002 Standards.

Overall Measurement



Tested Color (CIE 1931):

X: 0.266

Y: 0.071



Light Quality

CRI: 0.0

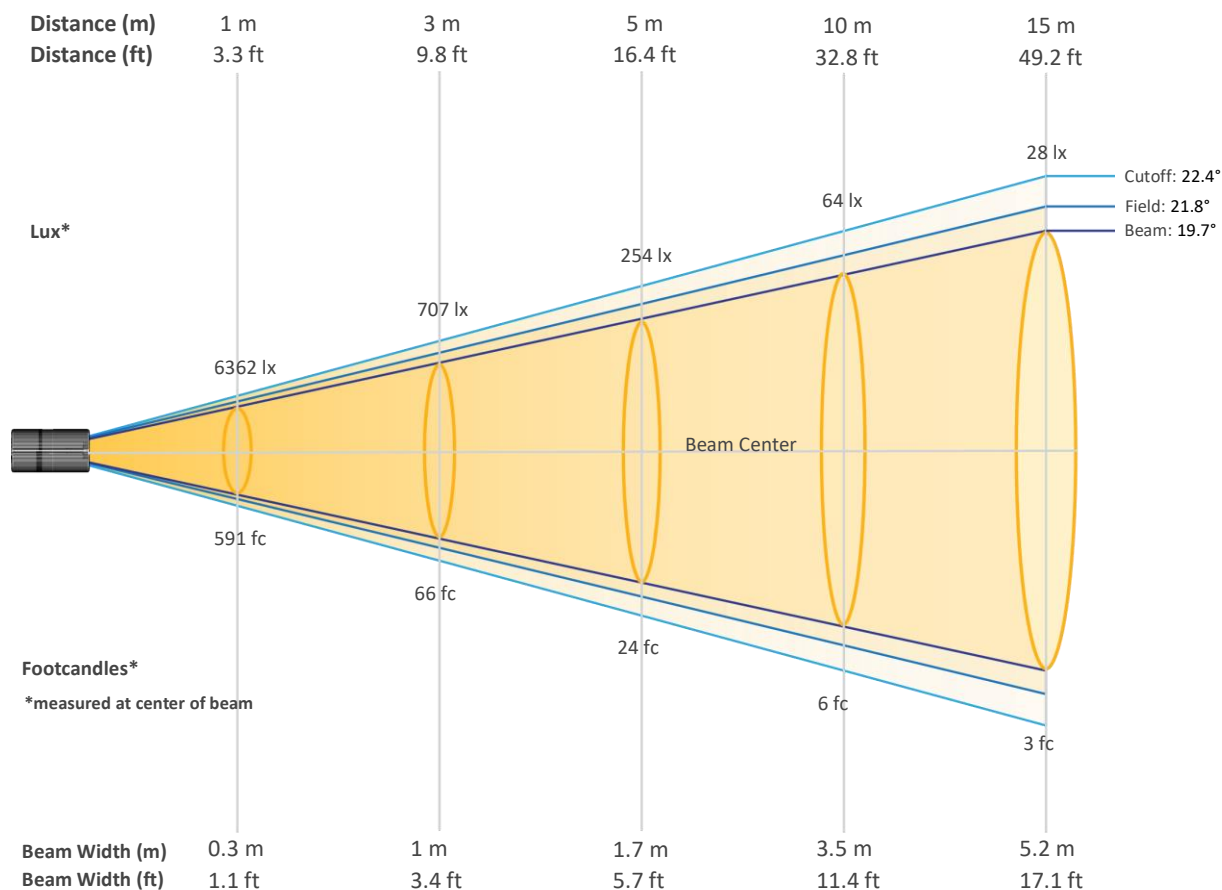
Color Temperature

0 K

Photometric & Chromaticity Report

Maverick Silens 2X Profile: 50% Zoom with Magenta - Full Power

Beam Details

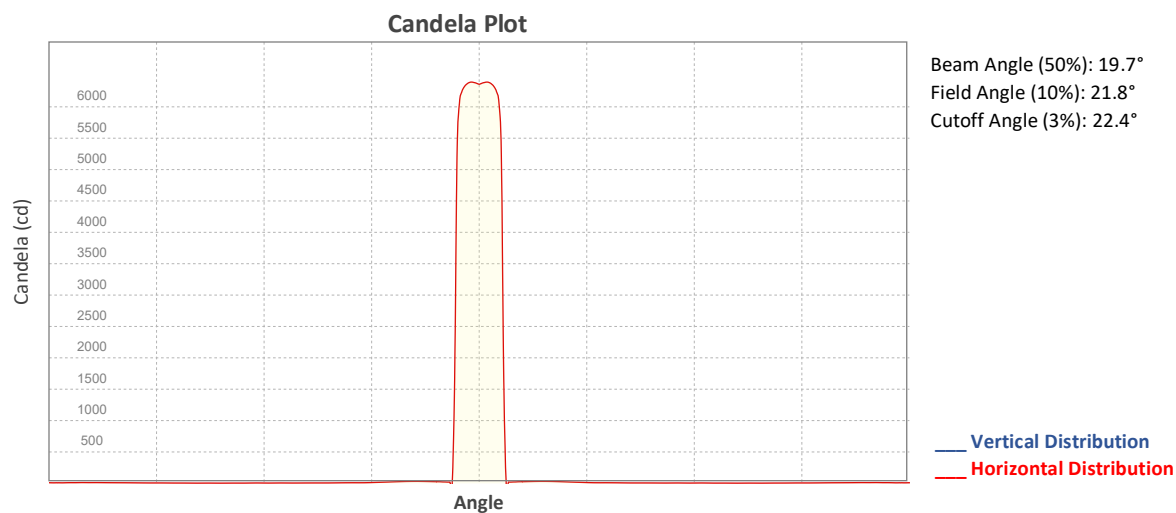


Beam Intensities from 1-20m (3.3-65.6ft)

Distance	1m	2m	3m	4m	5m	6m	7m	8m	9m	10m
Lux	6362	1590	707	398	254	177	130	99	79	64
Distance	11m	12m	13m	14m	15m	16m	17m	18m	19m	20m
Lux	53	44	38	32	28	25	22	20	18	16
Distance	3.3ft	6.6ft	9.8ft	13.1ft	16.4ft	19.7ft	23ft	26.2ft	29.5ft	32.8ft
FC	591	148	66	37	24	16	12	9	7	6
Distance	36.1ft	39.4ft	42.7ft	45.9ft	49.2ft	52.5ft	55.8ft	59.1ft	62.3ft	65.6ft
FC	5	4	3	3	3	2	2	2	2	1

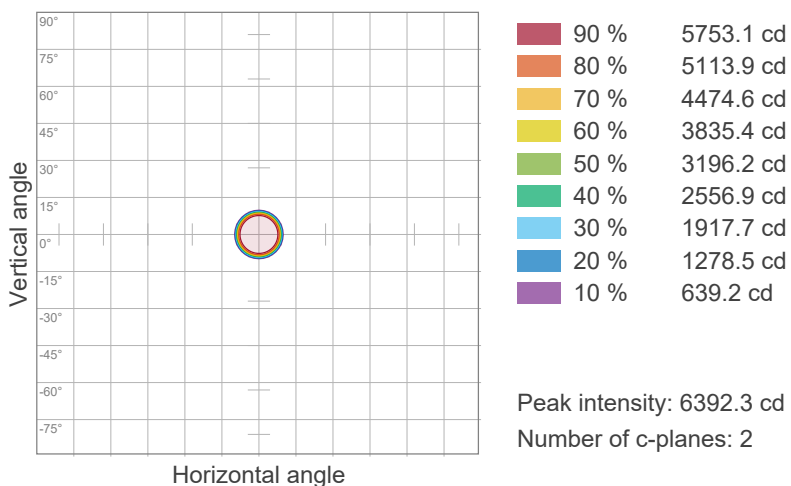
Photometric & Chromaticity Report

Maverick Silens 2X Profile: 50% Zoom with Magenta - Full Power

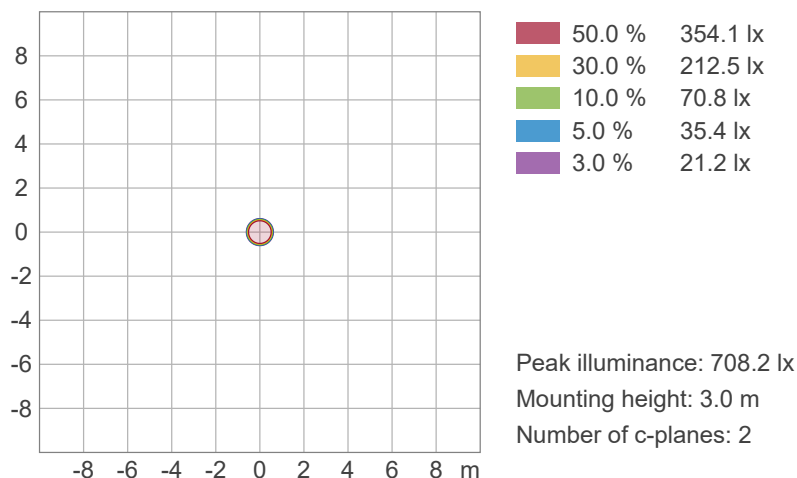


ISO Diagrams

ISO Candela Diagram



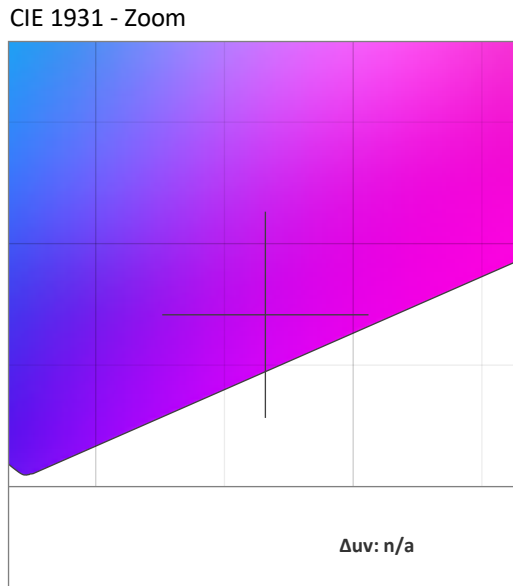
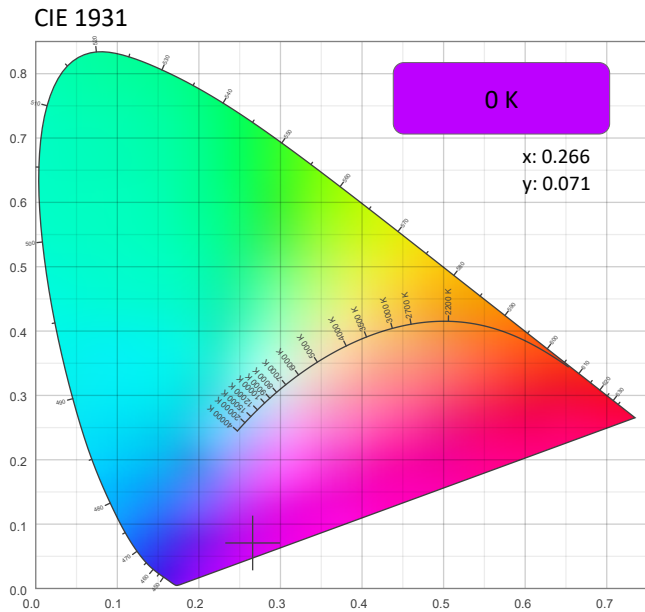
ISO Lux Diagram



Photometric & Chromaticity Report

Maverick Silens 2X Profile: 50% Zoom with Magenta - Full Power

Chromaticity



CRI: 0.0 (R1-R8)

0	0	0	0	0	0	0	0	0	0	0	0	0	0	0	0
R1	R2	R3	R4	R5	R6	R7	R8	R9	R10	R11	R12	R13	R14	R15	

CQS: 0.0

0	0	0	0	0	0	0	0	0	0	0	0	0	0	0	0
Q1	Q2	Q3	Q4	Q5	Q6	Q7	Q8	Q9	Q10	Q11	Q12	Q13	Q14	Q15	

Color Parameters

Color Temperature	Color Coordinate CIE 1931	Color Coordinate CIE 1931
CCT	x	y
0 K	0.266	0.071

Color Deviation from Black Body Curve	Color Coordinate CIE 1964	Color Coordinate CIE 1964
Δuv	y	u
n/a	0.071	0.321

Color Rendering Index	Red Component	Color Quality Scale
CRI	CRI - R9	CQS
0.0	0.0	0.0

Television Lighting Consistency Index	Color Fidelity	Color Gamut
TLCI	TM30 - Rf	TM30 Rg
n/a	0.0	0.0

Photometric & Chromaticity Report

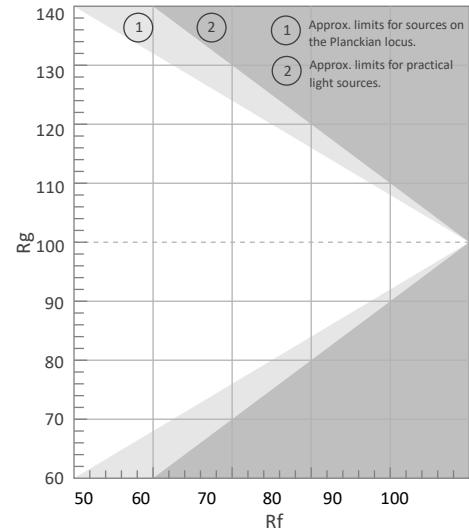
Maverick Silens 2X Profile: 50% Zoom-w/Magenta - Full Power

TM-30 Details


Rf 0.0
Fidelity Index (Rg)

Rg 0.0
Gammut Index (Rg)

Hue Bin	Rf	Graphic shifts (%)	
		Chroma	Hue
1	0	0%	0%
2	0	0%	0%
3	0	0%	0%
4	0	0%	0%
5	0	0%	0%
6	0	0%	0%
7	0	0%	0%
8	0	0%	0%
9	0	0%	0%
10	0	0%	0%
11	0	0%	0%
12	0	0%	0%
13	0	0%	0%
14	0	0%	0%
15	0	0%	0%
16	0	0%	0%




Color Vector Graphic



Color Distortion Graphic




Rf by Hue



Local Chroma Shift by Hue



Color Evaluation Sample



Photometric & Chromaticity Report

Maverick Silens 2X Profile: 50% Zoom with Yellow - Full Power

Report Summary

Measurements

Fixture Output: 8186 lm
Fixture Peak: 78306 cd
Fixture Efficacy: n/a lm/W
Intensity @ 5m: 3120 lux
Color Temperature: 2692 K
CRI: 52.4 CRI R9 Value: -5.2
CQS: 0.4
TLCI: 2
TM-30 Rf: 21.9
TM-30 Rg: 15.0
Beam Angle (50%): 20°
Field Angle (10%): 22.3°
Cutoff Angle (3%): 24.2°

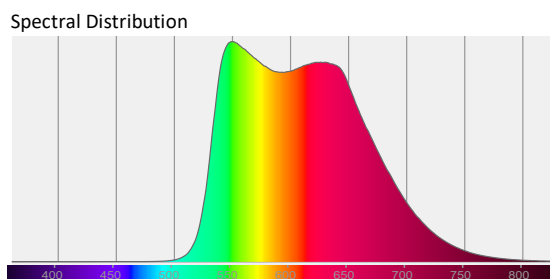
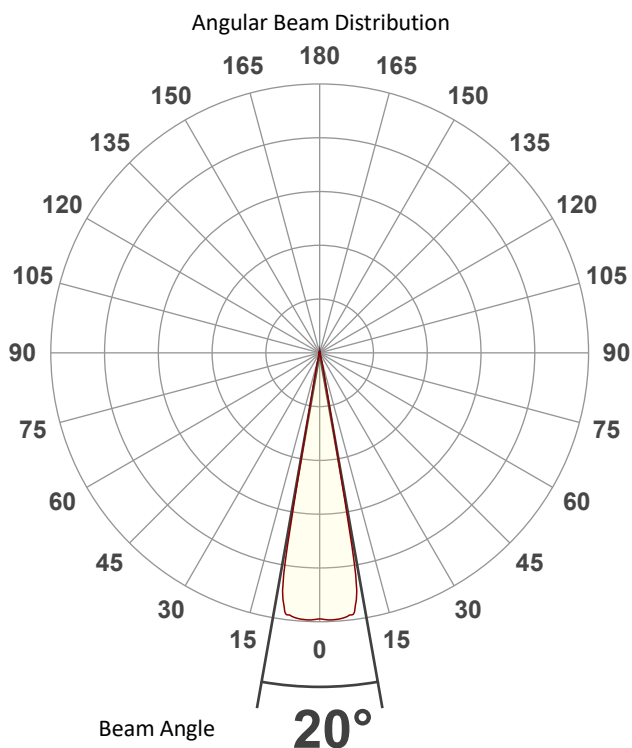


Conditions

AC Supply: 112 V, 60 Hz
Power: 0.0 W
Current: 0.000 A
Power Factor: n/a

This data sheet conforms to American National Standard E1.9 – 2007 (R2017). All data was measured and calculated by a Viso Systems LabSpion Goniometer at the Chauvet PD Optics Laboratory in Sunrise, FL on 10/4/2023 to LM-63-2002 Standards.

Overall Measurement



Tested Color (CIE 1931):

X: 0.505

Y: 0.490



Light Quality

CRI: 52.4



Color Temperature

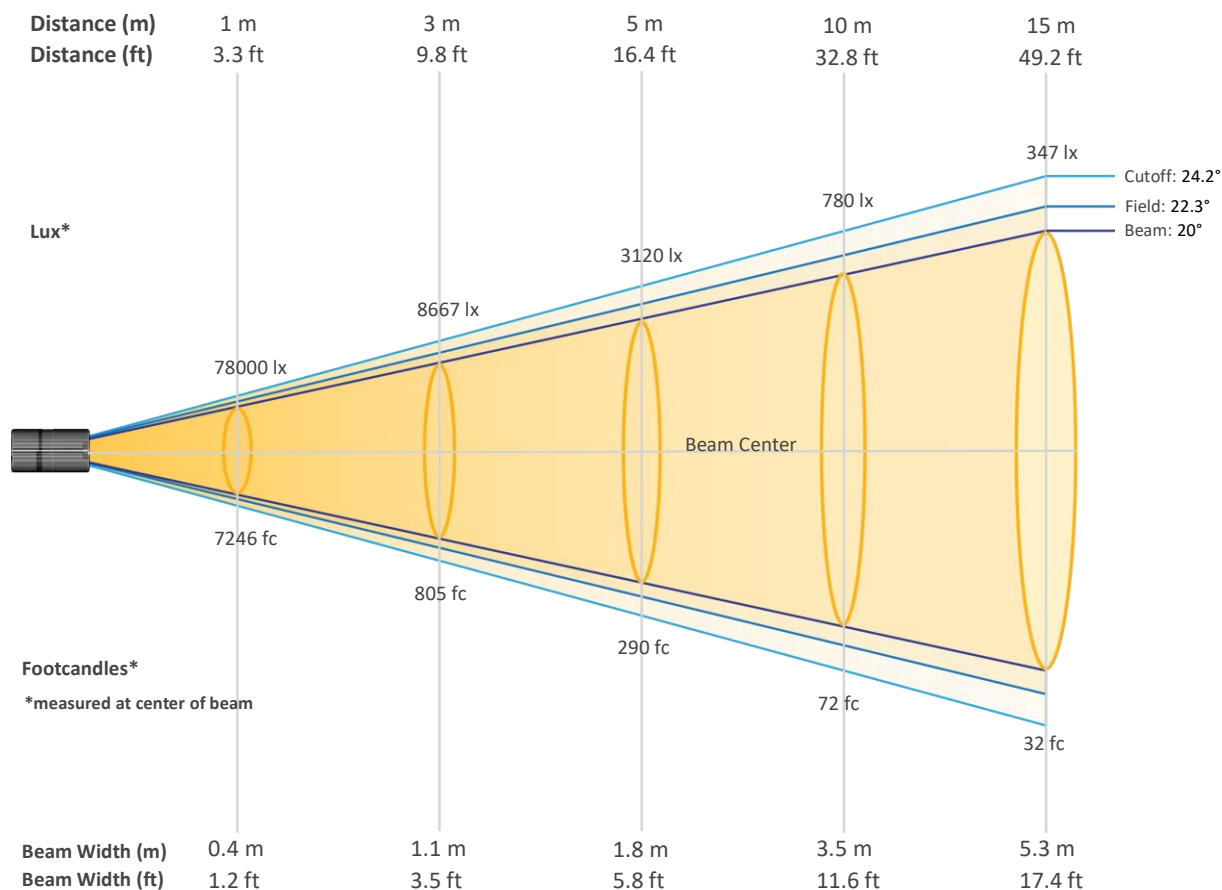
2692 K



Photometric & Chromaticity Report

Maverick Silens 2X Profile: 50% Zoom with Yellow - Full Power

Beam Details

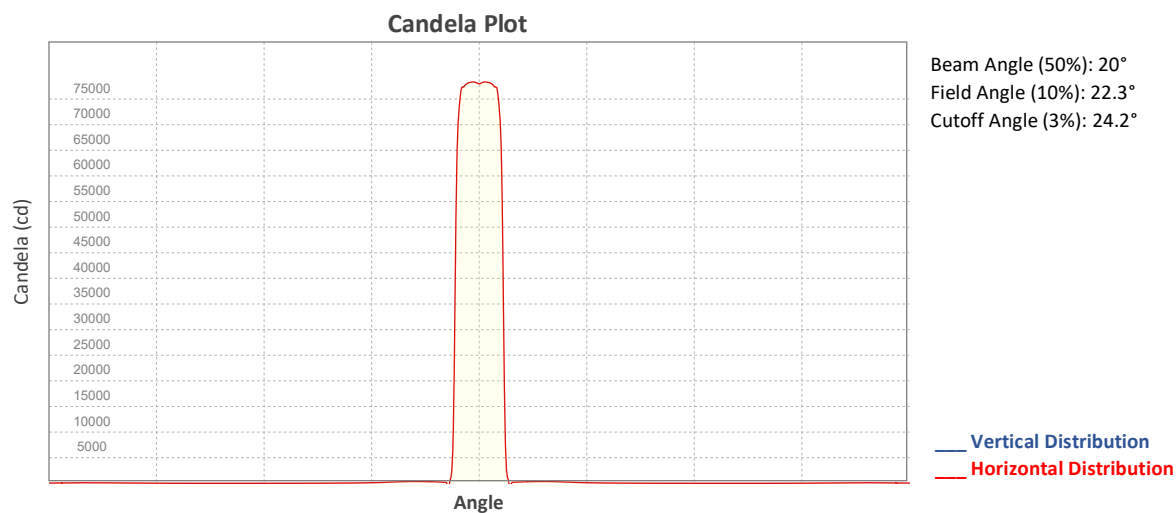


Beam Intensities from 1-20m (3.3-65.6ft)

Distance	1m	2m	3m	4m	5m	6m	7m	8m	9m	10m
Lux	78000	19500	8667	4875	3120	2167	1592	1219	963	780
Distance	11m	12m	13m	14m	15m	16m	17m	18m	19m	20m
Lux	645	542	462	398	347	305	270	241	216	195
Distance	3.3ft	6.6ft	9.8ft	13.1ft	16.4ft	19.7ft	23ft	26.2ft	29.5ft	32.8ft
FC	7246	1812	805	453	290	201	148	113	89	72
Distance	36.1ft	39.4ft	42.7ft	45.9ft	49.2ft	52.5ft	55.8ft	59.1ft	62.3ft	65.6ft
FC	60	50	43	37	32	28	25	22	20	18

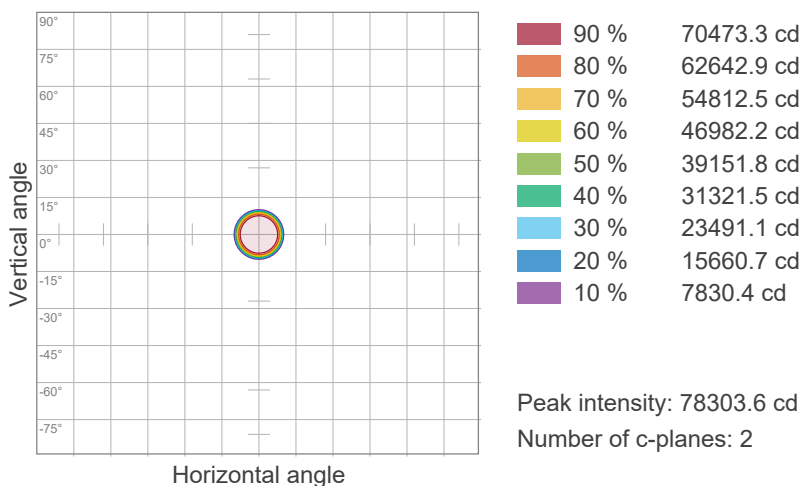
Photometric & Chromaticity Report

Maverick Silens 2X Profile: 50% Zoom with Yellow - Full Power

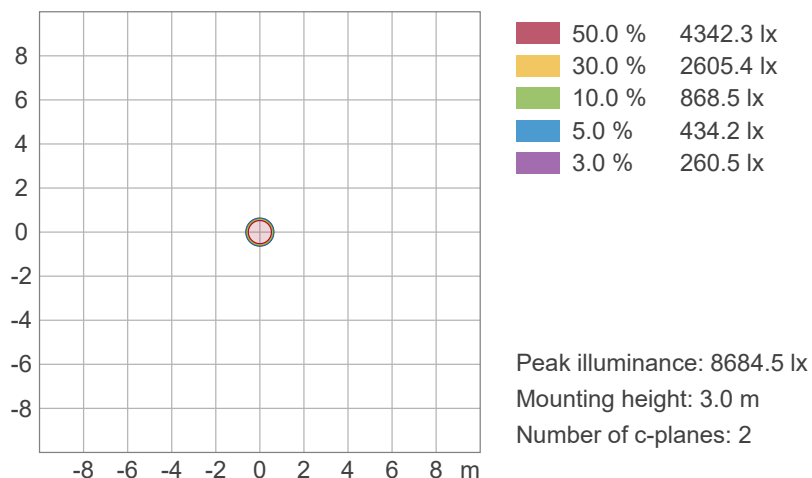


ISO Diagrams

ISO Candela Diagram



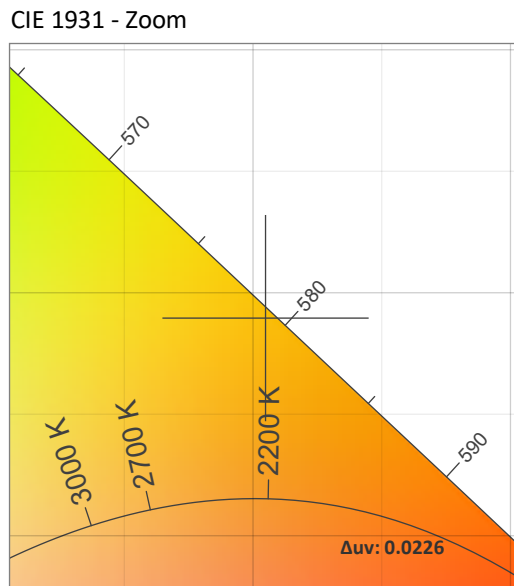
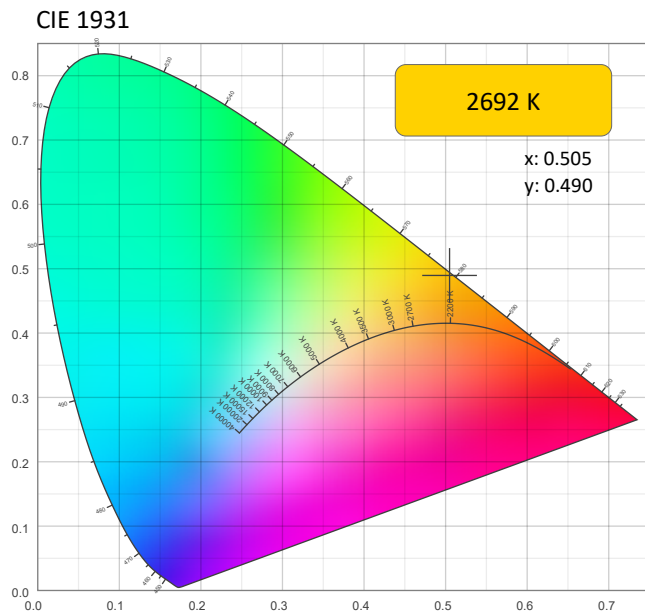
ISO Lux Diagram



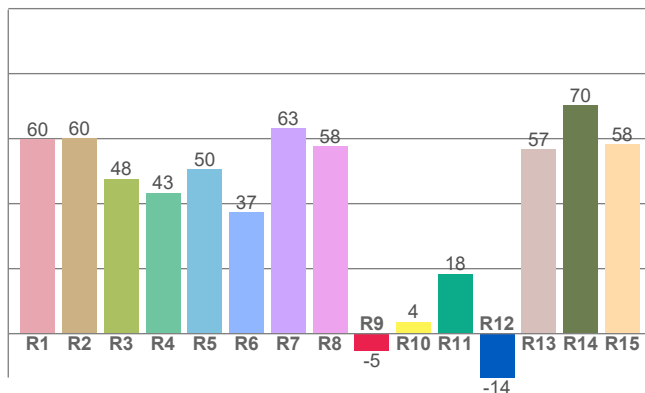
Photometric & Chromaticity Report

Maverick Silens 2X Profile: 50% Zoom with Yellow - Full Power

Chromaticity



CRI: 52.4 (R1-R8)



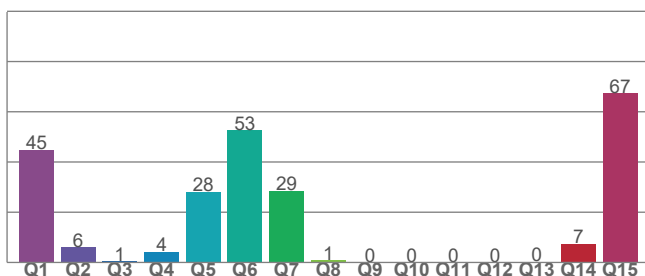
Color Parameters

Color Temperature	Color Coordinate CIE 1931	Color Coordinate CIE 1931
CCT	x	y
2692 K	0.505	0.490

Color Deviation from Black Body Curve	Color Coordinate CIE 1964	Color Coordinate CIE 1964
Δuv	y	u
0.0226	0.490	0.257

Color Rendering Index	Red Component	Color Quality Scale
CRI	CRI - R9	CQS
52.4	-5.2	0.4

CQS: 0.4



Television Lighting Consistency Index	Color Fidelity	Color Gamut
TLCI	TM30 - Rf	TM30 Rg
2	21.9	15.0

Photometric & Chromaticity Report

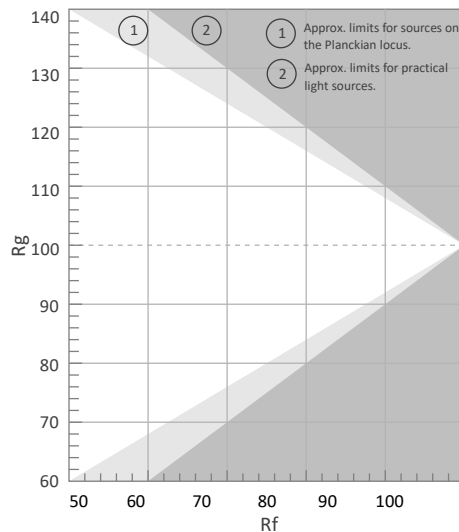
Maverick Silens 2X Profile: 50% Zoom with Yellow - Full Power

TM-30 Details

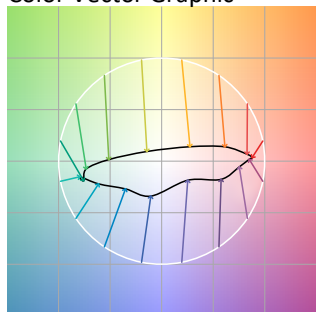
Rf 21.9
Fidelity Index (Rg)

Rg 15.0
Gammut Index (Rg)


Hue Bin	R _f	Graphic shifts (%)	
		Chroma	Hue
1	63	-13%	-14%
2	17	-27%	-40%
3	1	-54%	-43%
4	2	-81%	-24%
5	6	-88%	12%
6	4	-70%	42%
7	7	-43%	47%
8	34	-30%	33%
9	68	-19%	-1%
10	42	-37%	-16%
11	20	-58%	-14%
12	7	-65%	-4%
13	7	-77%	21%
14	24	-53%	38%
15	20	-34%	37%
16	67	-17%	18%



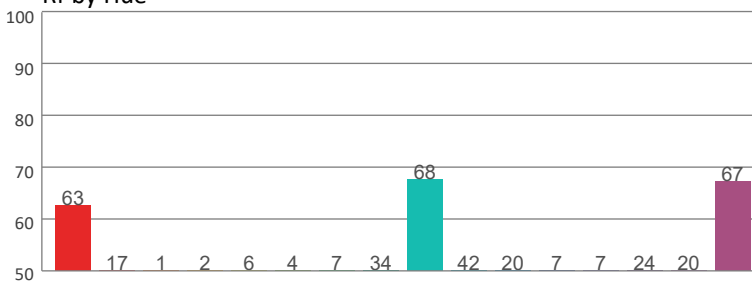
Color Vector Graphic



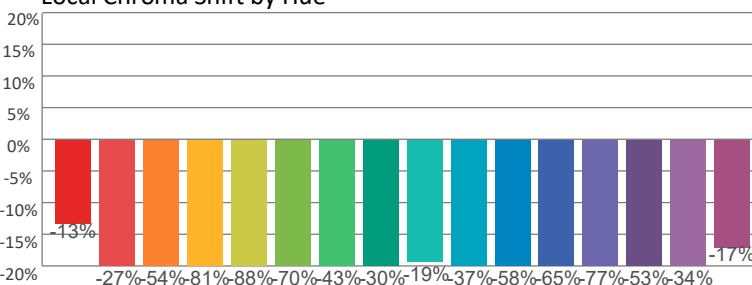
Color Distortion Graphic



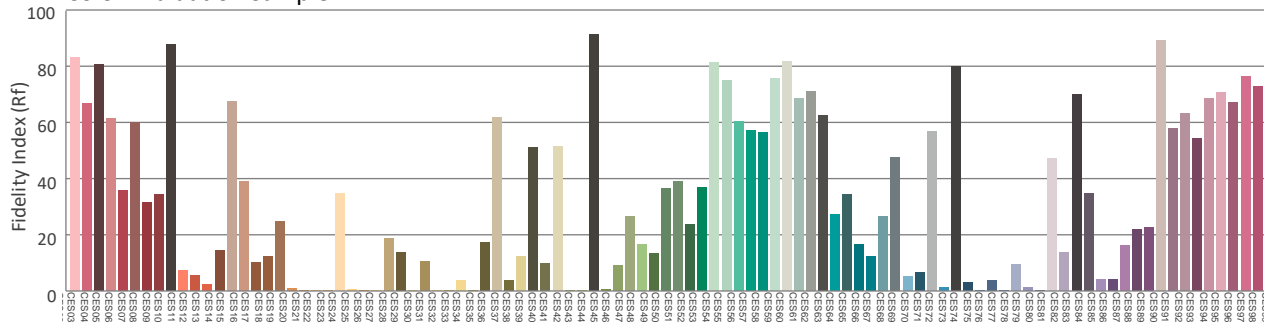
Rf by Hue



Local Chroma Shift by Hue



Color Evaluation Sample



Photometric & Chromaticity Report

Maverick Silens 2X Profile: 50% Zoom - 3200K - Full Power

Report Summary

Measurements

Fixture Output: 3468 lm
Fixture Peak: 36916 cd
Fixture Efficacy: n/a lm/W
Intensity @ 5m: 1477 lux
Color Temperature: 3191 K
CRI: 89.4 CRI R9 Value: 93.6
CQS: 87.2
TLCI: 85
TM-30 Rf: 88.1
TM-30 Rg: 103.6
Beam Angle (50%): 18.6°
Field Angle (10%): 22.4°
Cutoff Angle (3%): 23.2°

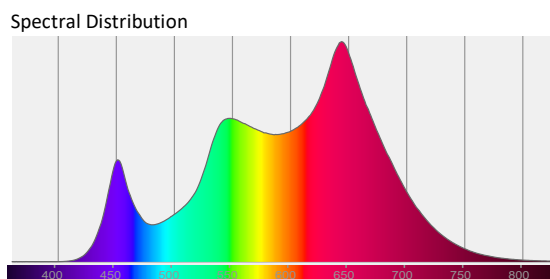
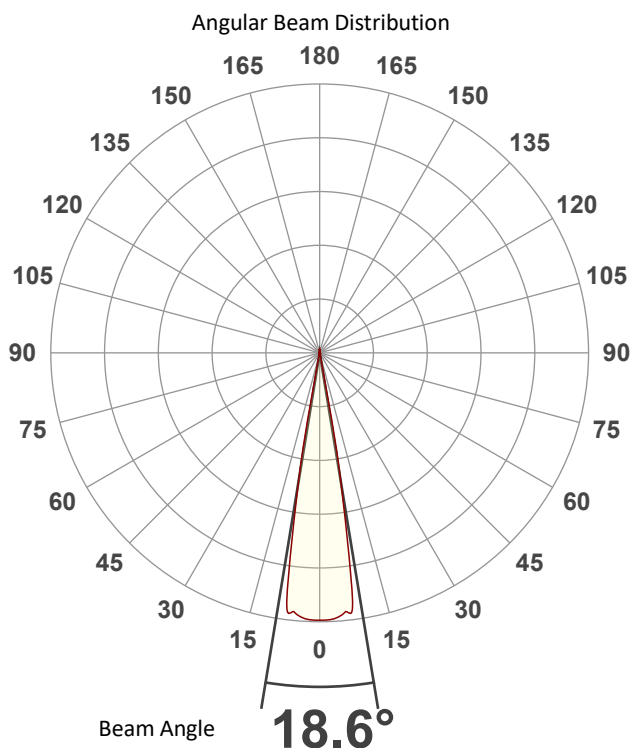


Conditions

AC Supply: 114 V, 60.1 Hz
Power: 0.0 W
Current: 0.000 A
Power Factor: n/a

This data sheet conforms to American National Standard E1.9 – 2007 (R2017). All data was measured and calculated by a Viso Systems LabSpion Goniometer at the Chauvet PD Optics Laboratory in Sunrise, FL on 10/4/2023 to LM-63-2002 Standards.

Overall Measurement



Tested Color (CIE 1931):

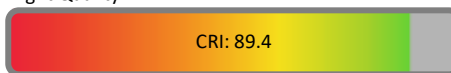
X: 0.425

Y: 0.400



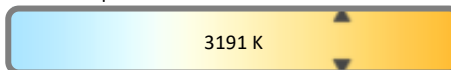
Light Quality

CRI: 89.4



Color Temperature

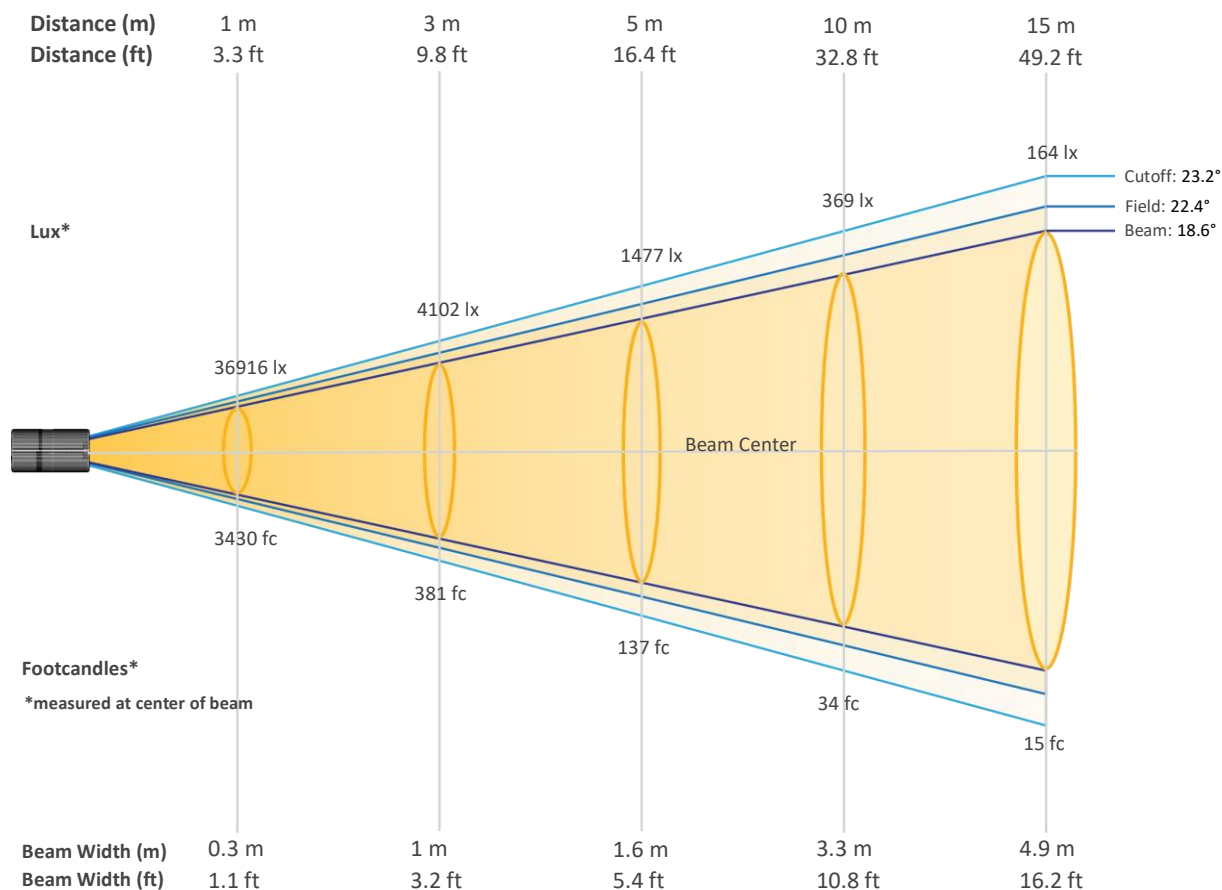
3191 K



Photometric & Chromaticity Report

Maverick Silens 2X Profile: 50% Zoom - 3200K - Full Power

Beam Details

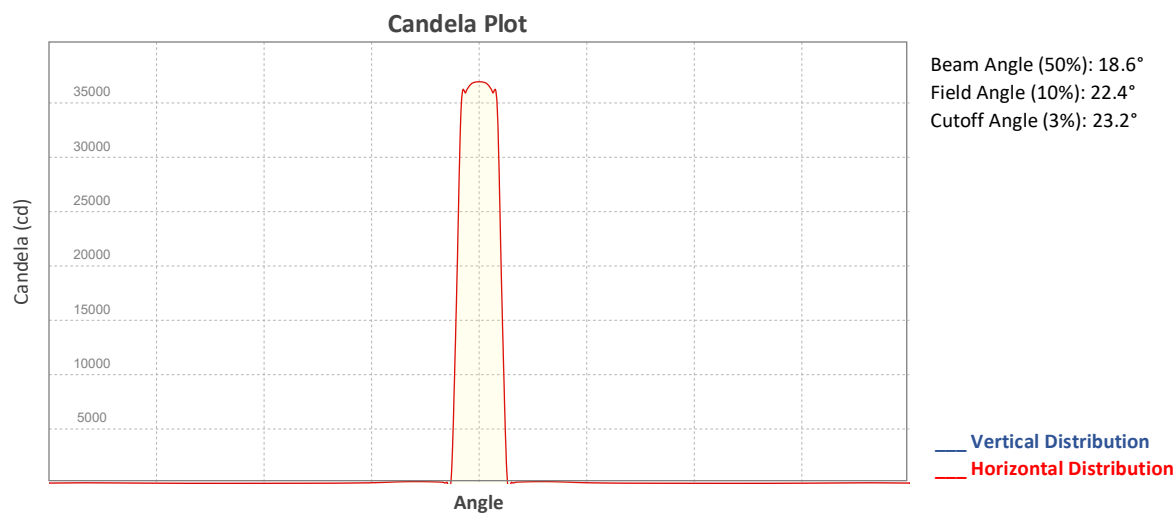


Beam Intensities from 1-20m (3.3-65.6ft)

Distance	1m	2m	3m	4m	5m	6m	7m	8m	9m	10m
Lux	36916	9229	4102	2307	1477	1025	753	577	456	369
Distance	11m	12m	13m	14m	15m	16m	17m	18m	19m	20m
Lux	305	256	218	188	164	144	128	114	102	92
Distance	3.3ft	6.6ft	9.8ft	13.1ft	16.4ft	19.7ft	23ft	26.2ft	29.5ft	32.8ft
FC	3430	857	381	214	137	95	70	54	42	34
Distance	36.1ft	39.4ft	42.7ft	45.9ft	49.2ft	52.5ft	55.8ft	59.1ft	62.3ft	65.6ft
FC	28	24	20	17	15	13	12	11	10	9

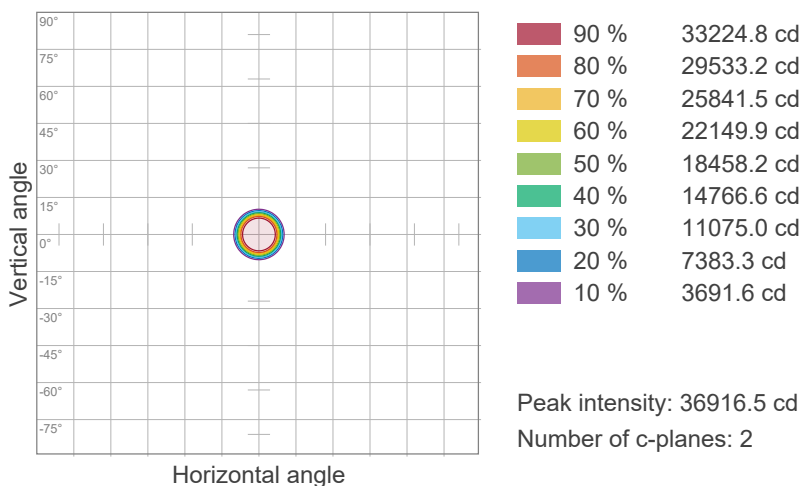
Photometric & Chromaticity Report

Maverick Silens 2X Profile: 50% Zoom - 3200K - Full Power

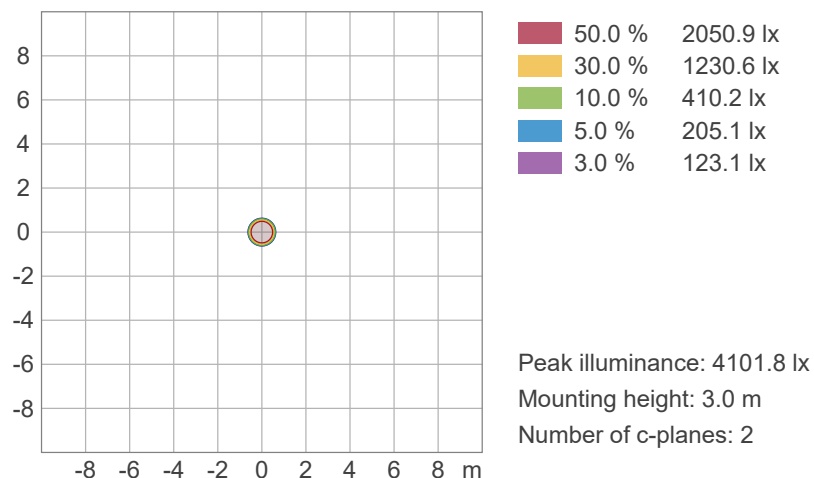


ISO Diagrams

ISO Candela Diagram



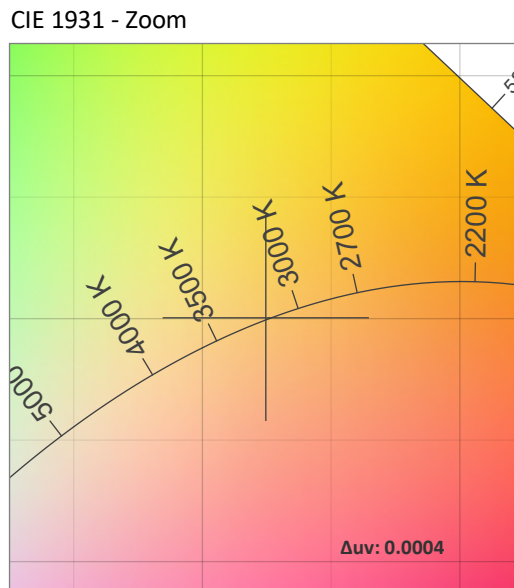
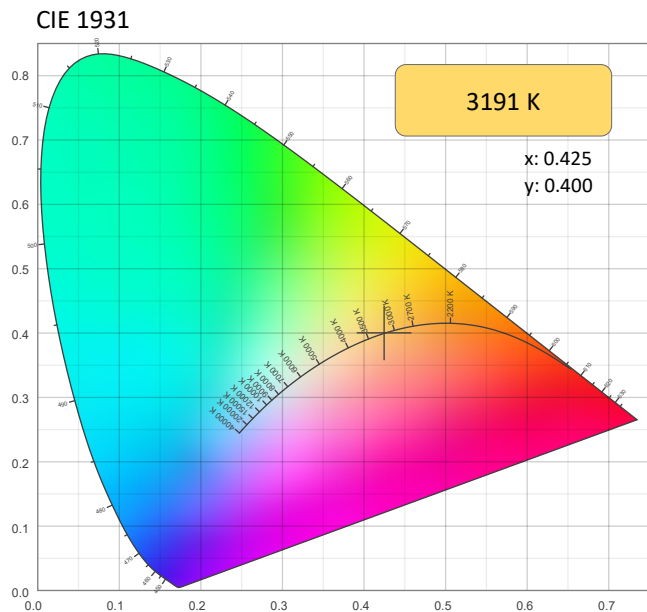
ISO Lux Diagram



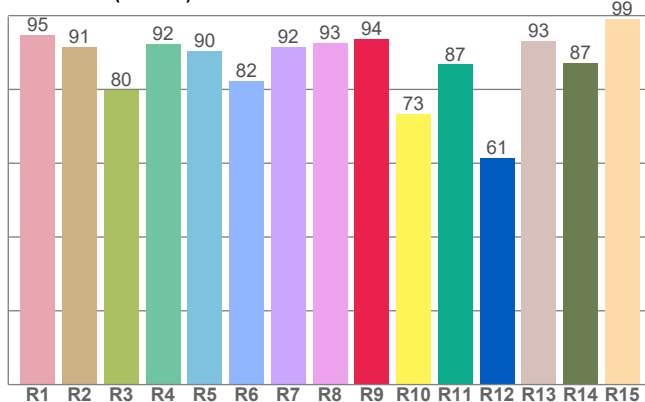
Photometric & Chromaticity Report

Maverick Silens 2X Profile: 50% Zoom - 3200K - Full Power

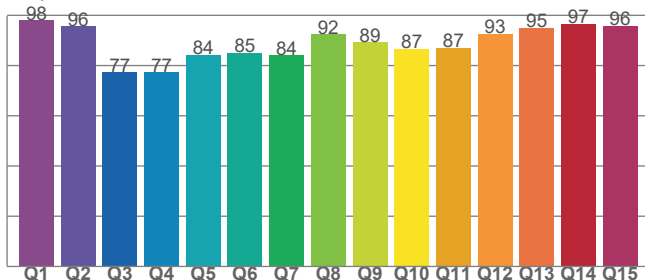
Chromaticity



CRI: 89.4 (R1-R8)



CQS: 87.2



Color Parameters

Color Temperature	Color Coordinate CIE 1931	Color Coordinate CIE 1931
CCT	x	y
3191 K	0.425	0.400

Color Deviation from Black Body Curve	Color Coordinate CIE 1964	Color Coordinate CIE 1964
Δuv	y	u
0.0004	0.400	0.244

Color Rendering Index	Red Component	Color Quality Scale
CRI	CRI - R9	CQS
89.4	93.6	87.2

Television Lighting Consistency Index	Color Fidelity	Color Gamut
TLCI	TM30 - Rf	TM30 Rg
85	88.1	103.6

Photometric & Chromaticity Report

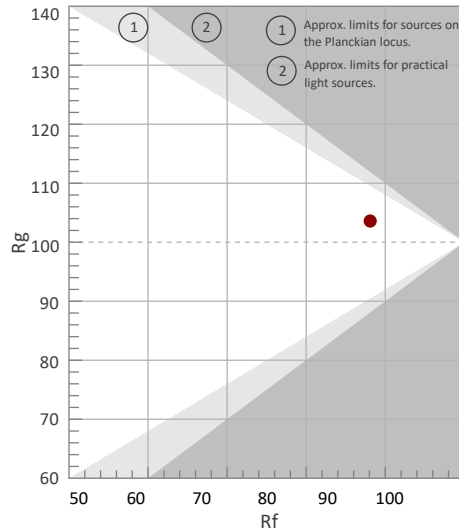
Maverick Silens 2X Profile: 50% Zoom - 3200K - Full Power

TM-30 Details

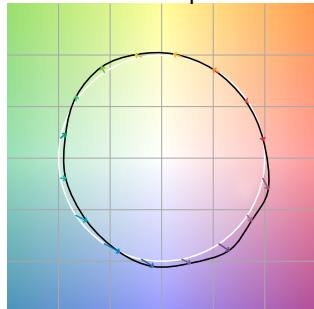
Rf 88.1
Fidelity Index
(Rg)

Rg 103.6
Gammut Index (Rg)

Graphic shifts (%)			
Hue Bin	R _f	Chroma	Hue
1	94	0%	-2%
2	96	-2%	1%
3	87	-1%	6%
4	87	1%	8%
5	89	3%	5%
6	90	6%	-1%
7	93	2%	-4%
8	90	-4%	-5%
9	92	-5%	1%
10	81	-6%	10%
11	76	-1%	17%
12	82	5%	13%
13	88	5%	7%
14	86	11%	4%
15	90	6%	-2%
16	87	7%	-9%



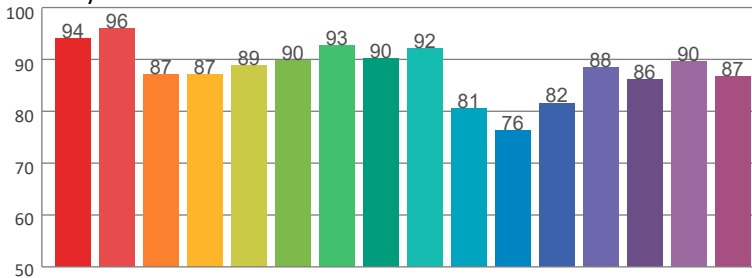
Color Vector Graphic



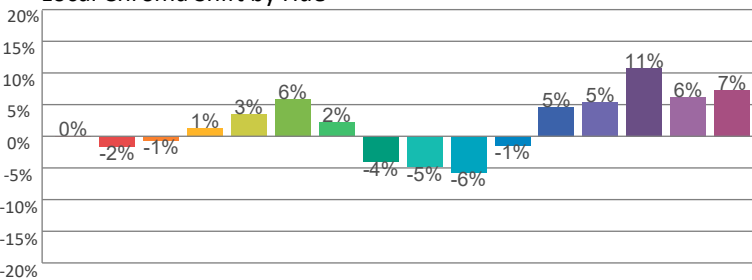
Color Distortion Graphic



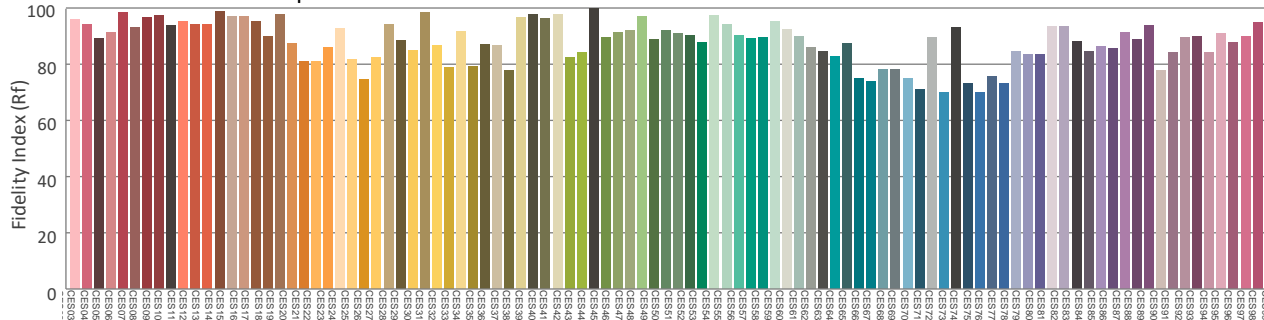
Rf by Hue



Local Chroma Shift by Hue



Color Evaluation Sample



Photometric & Chromaticity Report

Maverick Silens 2X Profile: 50% Zoom - 4000K - Full Power

Report Summary

Measurements

Fixture Output: 5690 lm
Fixture Peak: 56507 cd
Fixture Efficacy: n/a lm/W
Intensity @ 5m: 2260 lux
Color Temperature: 4011 K
CRI: 92.0 CRI R9 Value: 91.8
CQS: 89.7
TLCI: 91
TM-30 Rf: 89.7
TM-30 Rg: 100.7
Beam Angle (50%): 19.8°
Field Angle (10%): 21.5°
Cutoff Angle (3%): 22.4°

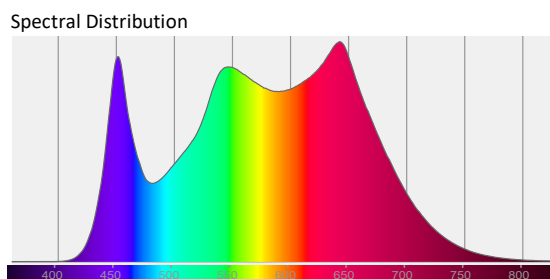
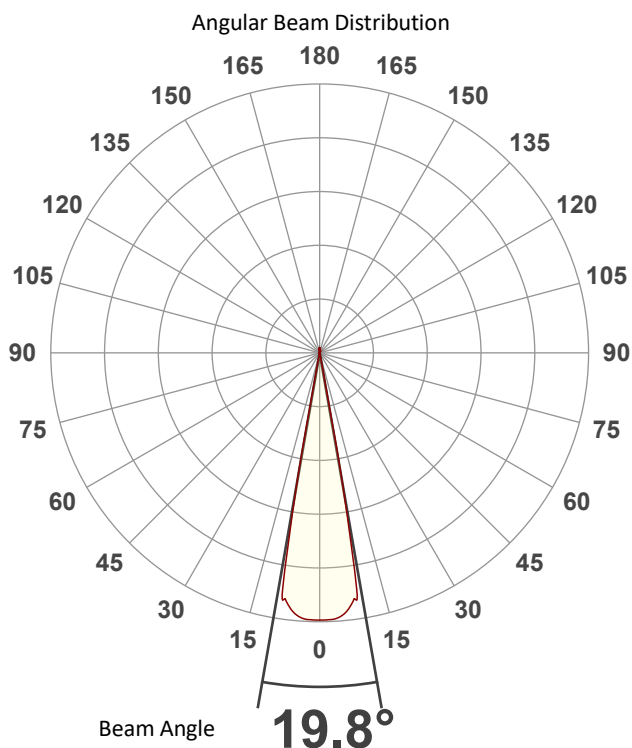


Conditions

AC Supply: 113 V, 60 Hz
Power: 0.0 W
Current: 0.000 A
Power Factor: n/a

This data sheet conforms to American National Standard E1.9 – 2007 (R2017). All data was measured and calculated by a Viso Systems LabSpion Goniometer at the Chauvet PD Optics Laboratory in Sunrise, FL on 10/4/2023 to LM-63-2002 Standards.


Overall Measurement



Tested Color (CIE 1931):

X: 0.380

Y: 0.377



Light Quality

CRI: 92.0

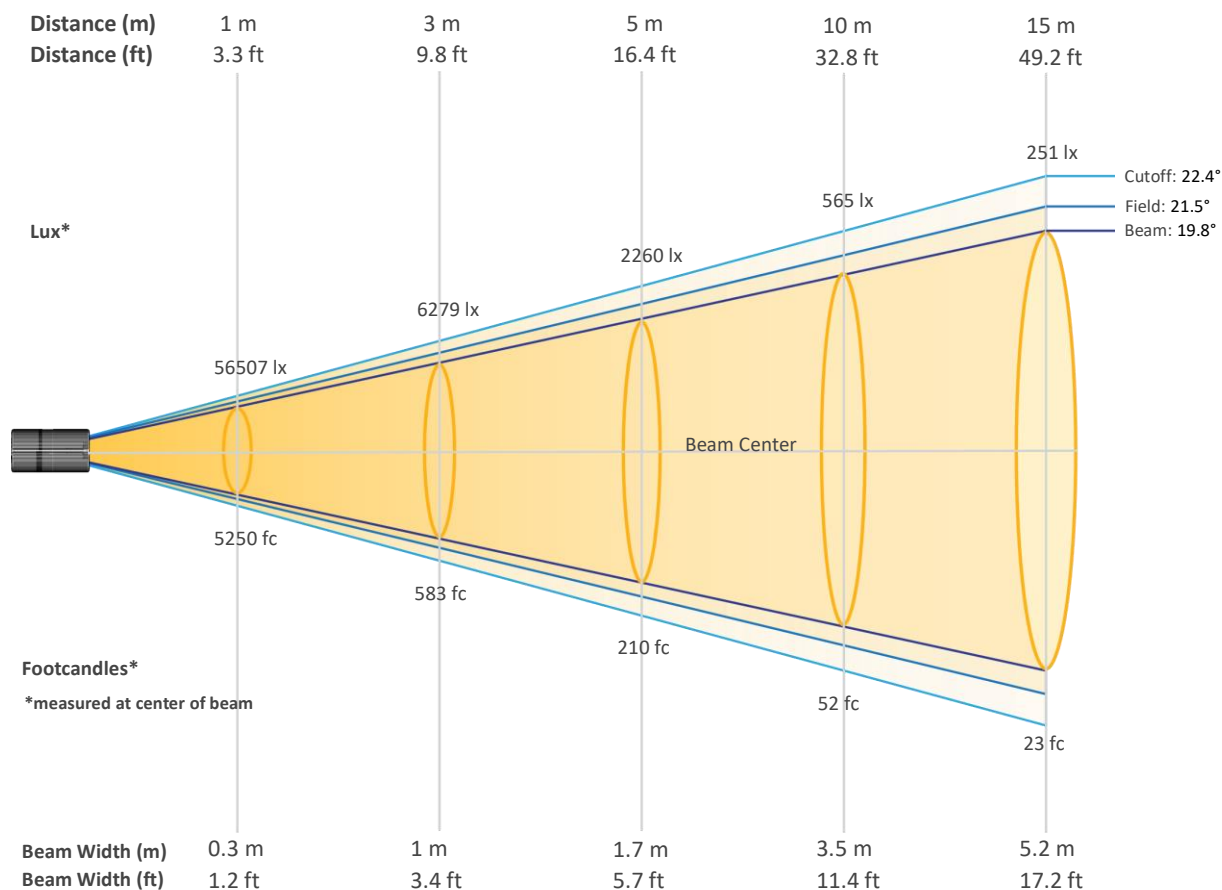
Color Temperature

4011 K

Photometric & Chromaticity Report

Maverick Silens 2X Profile: 50% Zoom - 4000K - Full Power

Beam Details

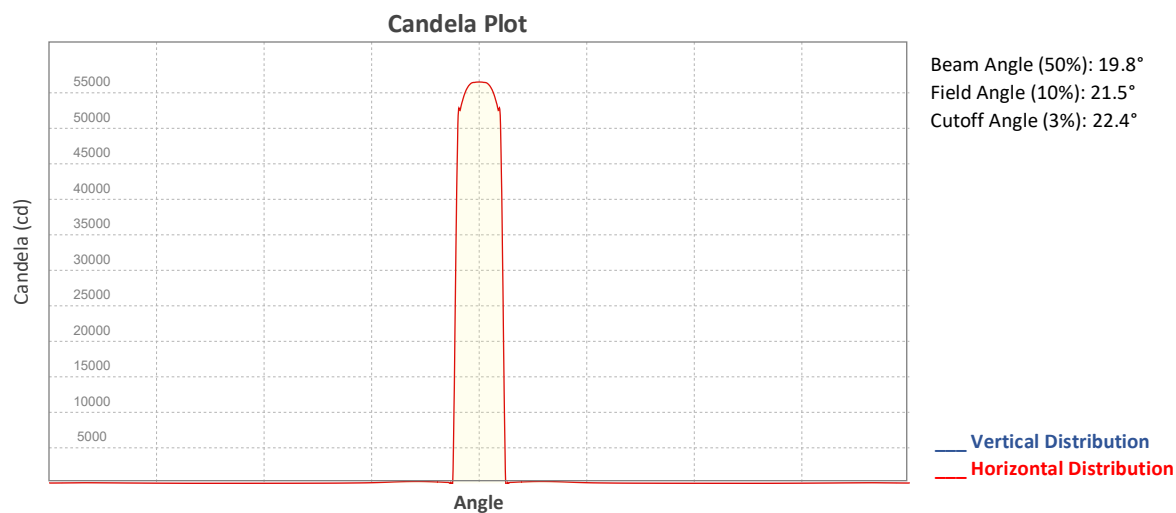


Beam Intensities from 1-20m (3.3-65.6ft)

Distance	1m	2m	3m	4m	5m	6m	7m	8m	9m	10m
Lux	56507	14127	6279	3532	2260	1570	1153	883	698	565
Distance	11m	12m	13m	14m	15m	16m	17m	18m	19m	20m
Lux	467	392	334	288	251	221	196	174	157	141
Distance	3.3ft	6.6ft	9.8ft	13.1ft	16.4ft	19.7ft	23ft	26.2ft	29.5ft	32.8ft
FC	5250	1312	583	328	210	146	107	82	65	52
Distance	36.1ft	39.4ft	42.7ft	45.9ft	49.2ft	52.5ft	55.8ft	59.1ft	62.3ft	65.6ft
FC	43	36	31	27	23	21	18	16	15	13

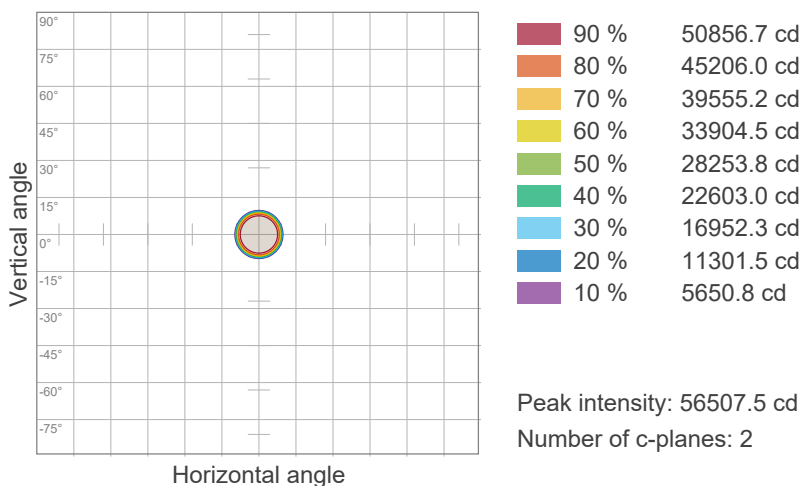
Photometric & Chromaticity Report

Maverick Silens 2X Profile: 50% Zoom - 4000K - Full Power

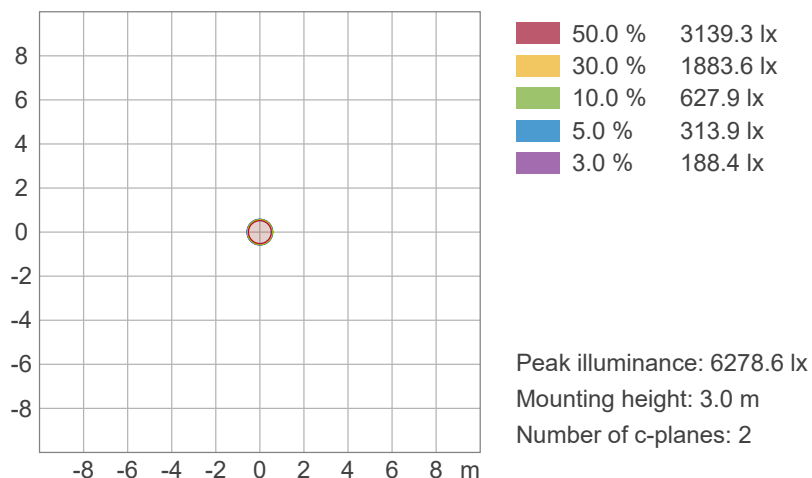


ISO Diagrams

ISO Candela Diagram



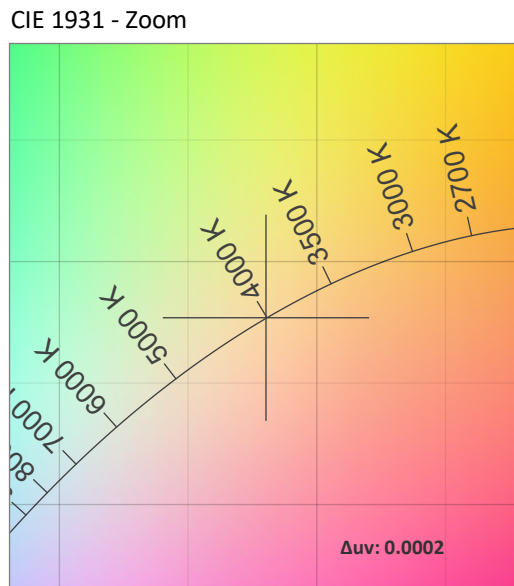
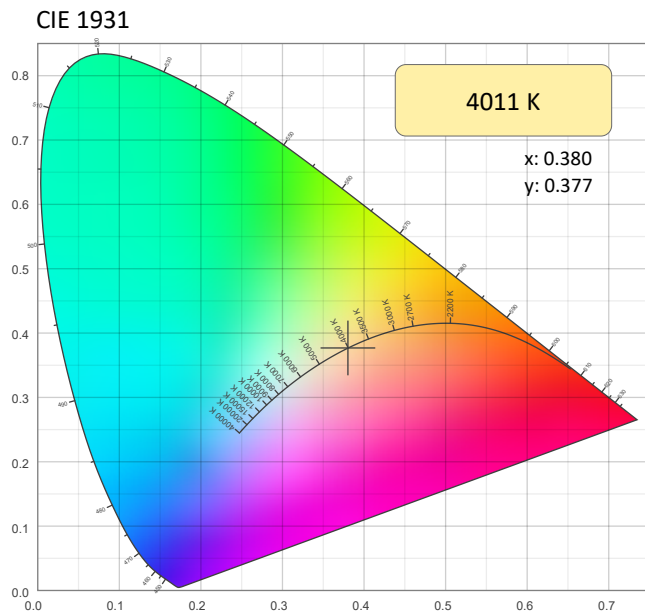
ISO Lux Diagram



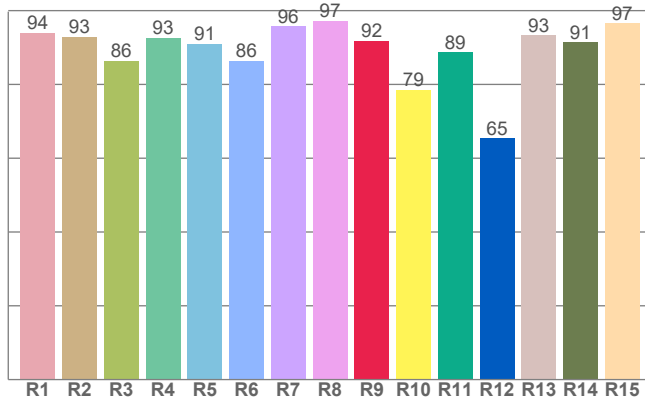
Photometric & Chromaticity Report

Maverick Silens 2X Profile: 50% Zoom - 4000K - Full Power

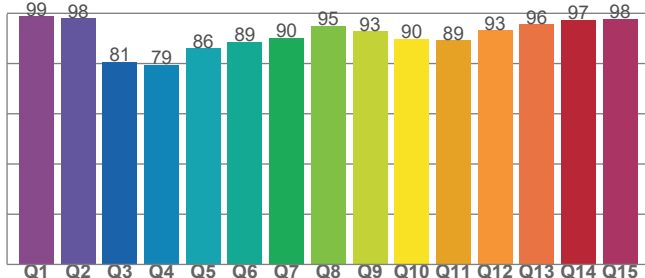
Chromaticity



CRI: 92.0 (R1-R8)



CQS: 89.7



Color Parameters

Color Temperature	Color Coordinate CIE 1931	Color Coordinate CIE 1931
CCT	x	y
4011 K	0.380	0.377

Color Deviation from Black Body Curve	Color Coordinate CIE 1964	Color Coordinate CIE 1964
Δuv	y	u
0.0002	0.377	0.225

Color Rendering Index	Red Component	Color Quality Scale
CRI	CRI - R9	CQS
92.0	91.8	89.7

Television Lighting Consistency Index	Color Fidelity	Color Gamut
TLCI	TM30 - Rf	TM30 Rg
91	89.7	100.7

Photometric & Chromaticity Report

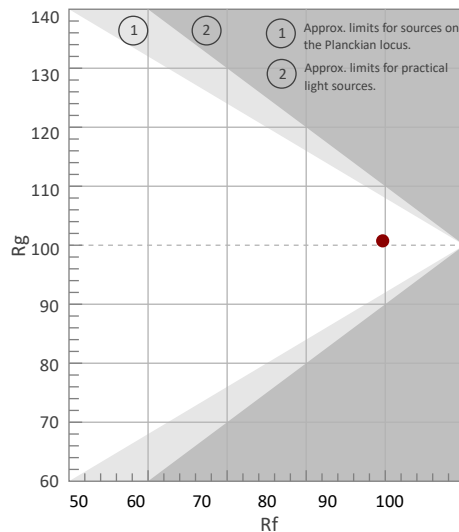
Maverick Silens 2X Profile: 50% Zoom - 4000K - Full Power

TM-30 Details

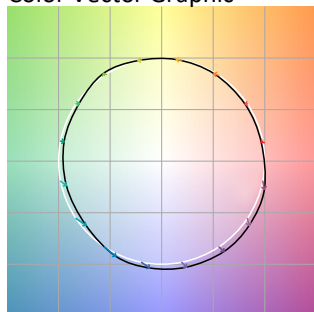
Rf 89.7
Fidelity Index (Rg)

Rg 100.7
Gammut Index (Rg)

Hue Bin	R _f	Graphic shifts (%)	
		Chroma	Hue
1	94	-2%	-1%
2	95	-2%	1%
3	90	-1%	5%
4	90	-1%	5%
5	90	0%	3%
6	94	2%	0%
7	94	-2%	-2%
8	93	-4%	0%
9	90	-5%	5%
10	82	-4%	11%
11	80	1%	14%
12	83	4%	9%
13	91	5%	4%
14	91	6%	1%
15	90	5%	-5%
16	89	3%	-7%



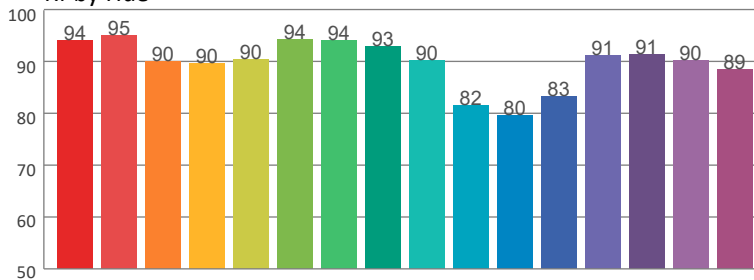
Color Vector Graphic



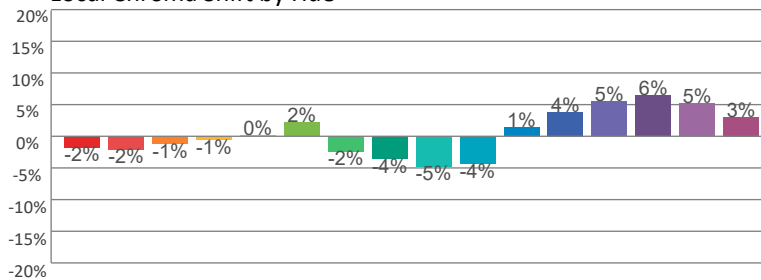
Color Distortion Graphic



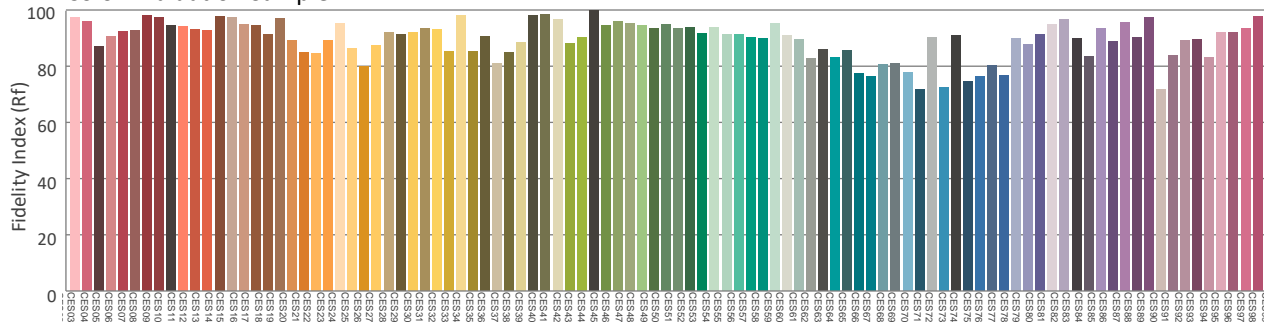
Rf by Hue



Local Chroma Shift by Hue



Color Evaluation Sample



Photometric & Chromaticity Report

Maverick Silens 2X Profile: 50% Zoom - 5600K - Full Power

Report Summary

Measurements

Fixture Output: 9300 lm
Fixture Peak: 92075 cd
Fixture Efficacy: n/a lm/W
Intensity @ 5m: 3670 lux
Color Temperature: 5624 K
CRI: 96.7 CRI R9 Value: 97.1
CQS: 93.9
TLCI: 98
TM-30 Rf: 93.2
TM-30 Rg: 101.6
Beam Angle (50%): 19.7°
Field Angle (10%): 22.2°
Cutoff Angle (3%): 23.7°

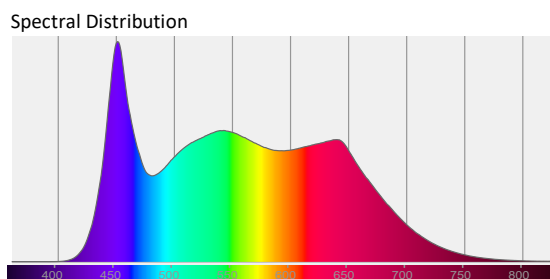
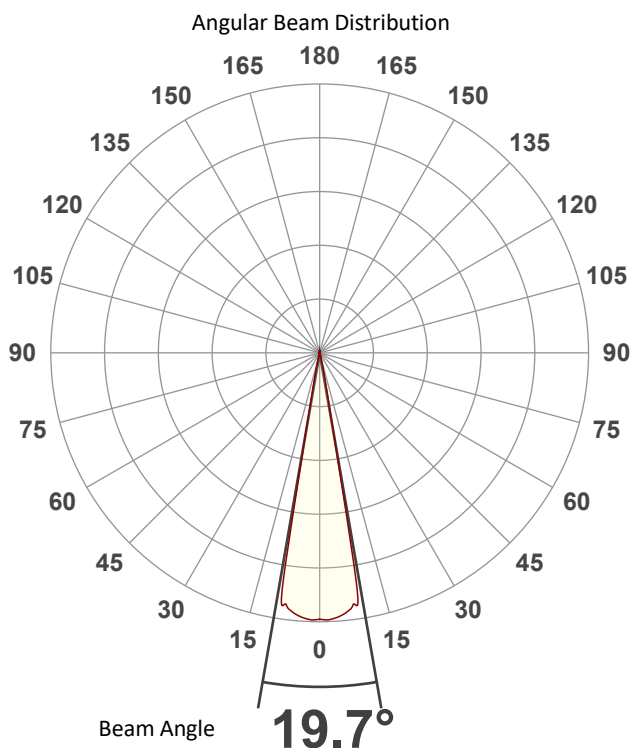


Conditions

AC Supply: 113 V, 60.1 Hz
Power: 0.0 W
Current: 0.000 A
Power Factor: n/a

This data sheet conforms to American National Standard E1.9 – 2007 (R2017). All data was measured and calculated by a Viso Systems LabSpion Goniometer at the Chauvet PD Optics Laboratory in Sunrise, FL on 10/4/2023 to LM-63-2002 Standards.

Overall Measurement



Tested Color (CIE 1931):

X: 0.330

Y: 0.339



Light Quality

CRI: 96.7

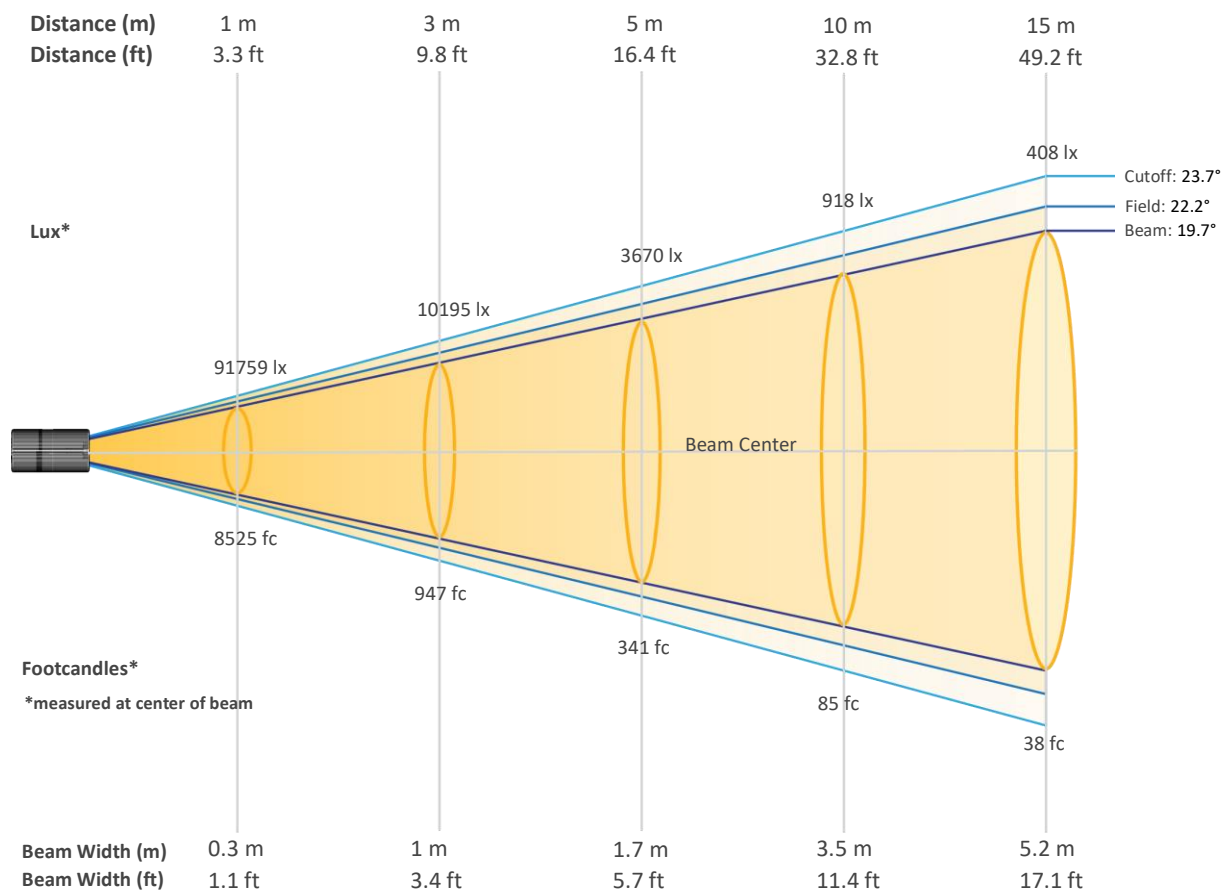
Color Temperature

5624 K

Photometric & Chromaticity Report

Maverick Silens 2X Profile: 50% Zoom - 5600K - Full Power

Beam Details

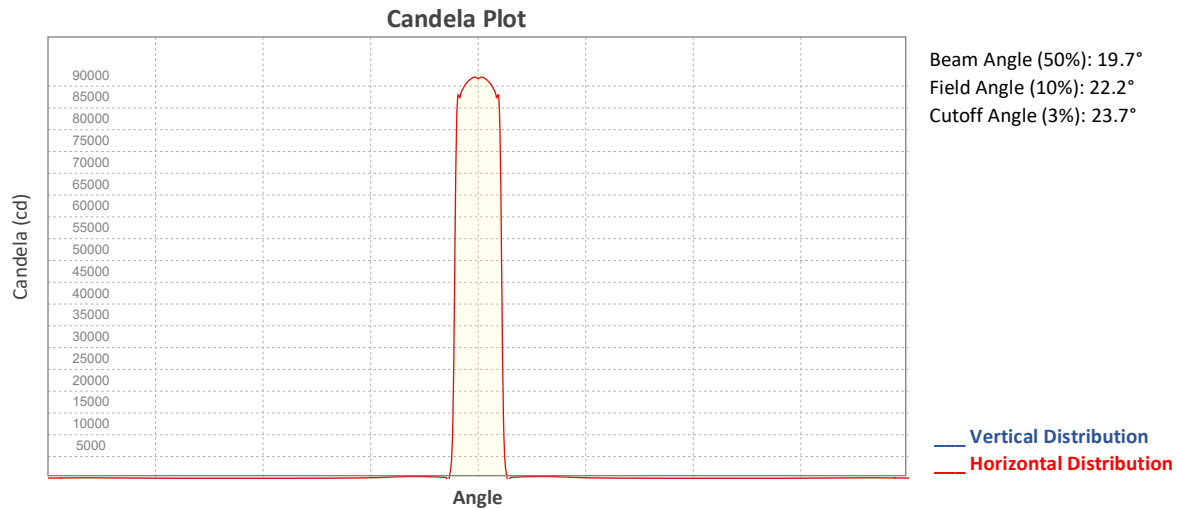


Beam Intensities from 1-20m (3.3-65.6ft)

Distance	1m	2m	3m	4m	5m	6m	7m	8m	9m	10m
Lux	91759	22940	10195	5735	3670	2549	1873	1434	1133	918
Distance	11m	12m	13m	14m	15m	16m	17m	18m	19m	20m
Lux	758	637	543	468	408	358	318	283	254	229
Distance	3.3ft	6.6ft	9.8ft	13.1ft	16.4ft	19.7ft	23ft	26.2ft	29.5ft	32.8ft
FC	8525	2131	947	533	341	237	174	133	105	85
Distance	36.1ft	39.4ft	42.7ft	45.9ft	49.2ft	52.5ft	55.8ft	59.1ft	62.3ft	65.6ft
FC	70	59	50	43	38	33	29	26	24	21

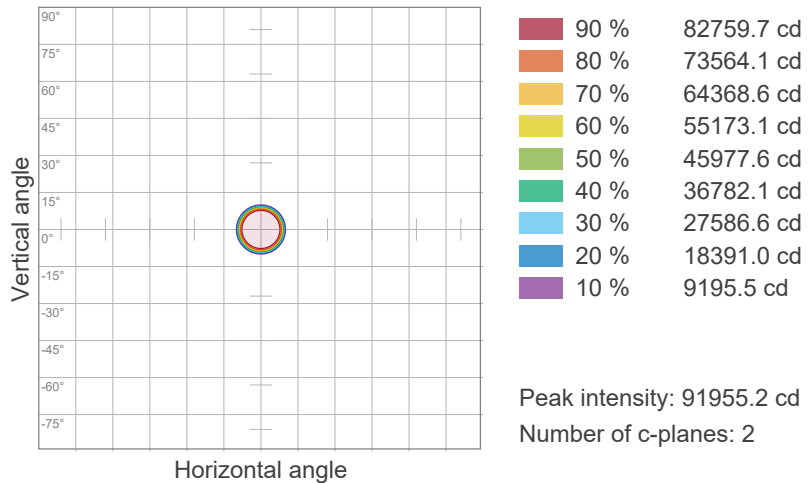
Photometric & Chromaticity Report

Maverick Silens 2X Profile: 50% Zoom - 5600K - Full Power

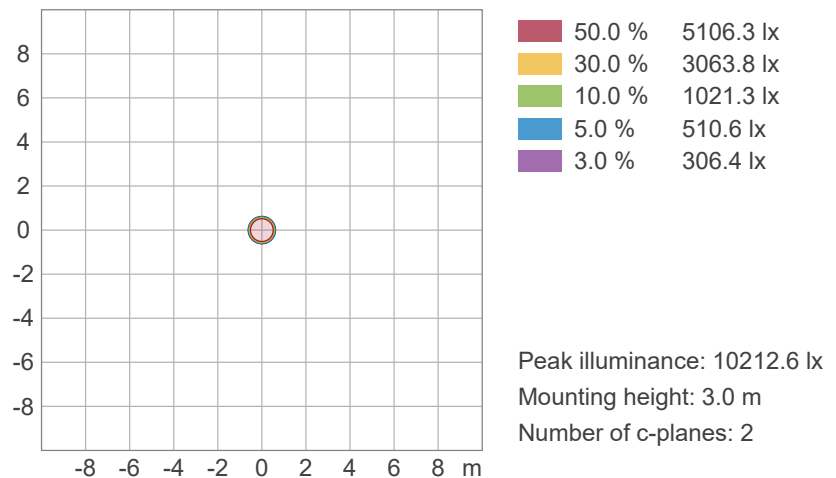


ISO Diagrams

ISO Candela Diagram



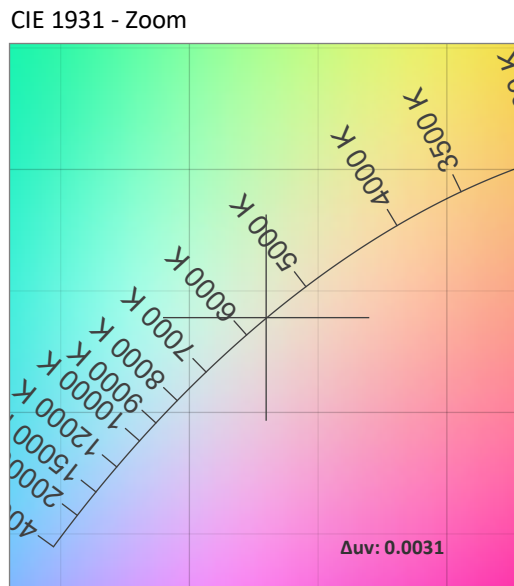
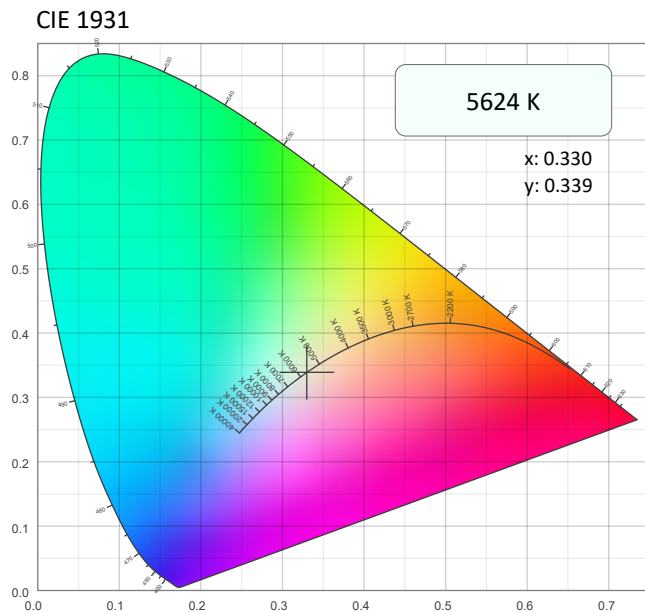
ISO Lux Diagram



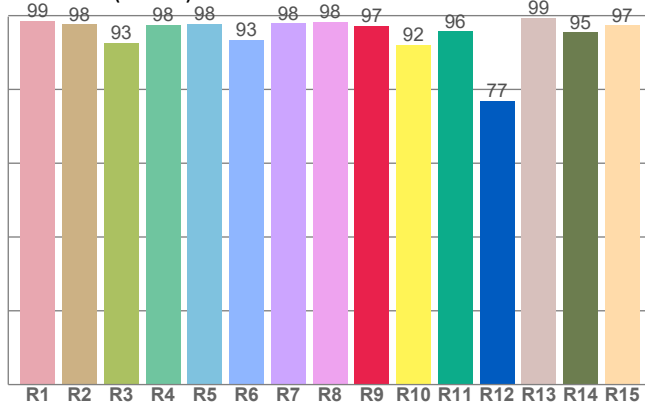
Photometric & Chromaticity Report

Maverick Silens 2X Profile: 50% Zoom - 5600K - Full Power

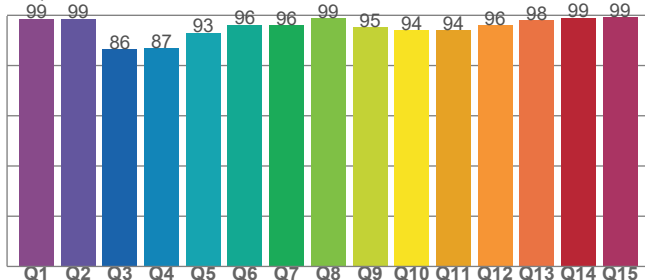
Chromaticity



CRI: 96.7 (R1-R8)



CQS: 93.9



Color Parameters

Color Temperature	Color Coordinate CIE 1931	Color Coordinate CIE 1931
CCT	x	y
5624 K	0.330	0.339

Color Deviation from Black Body Curve	Color Coordinate CIE 1964	Color Coordinate CIE 1964
Δuv	y	u
0.0031	0.339	0.206

Color Rendering Index	Red Component	Color Quality Scale
CRI	CRI - R9	CQS
96.7	97.1	93.9

Television Lighting Consistency Index	Color Fidelity	Color Gamut
TLCI	TM30 - Rf	TM30 Rg
98	93.2	101.6

Photometric & Chromaticity Report

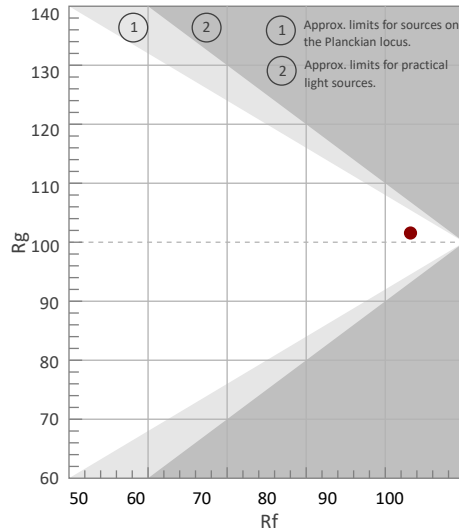
Maverick Silens 2X Profile: 50% Zoom - 5600K - Full Power

TM-30 Details

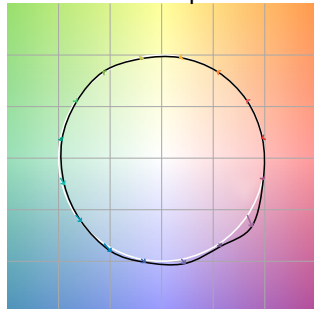
Rf 93.2
Fidelity Index
(Rg)

Rg 101.6
Gammut Index (Rg)

Hue Bin	Graphic shifts (%)		
	R _f	Chroma	Hue
1	96	0%	0%
2	97	0%	1%
3	95	0%	2%
4	94	-1%	2%
5	93	-2%	1%
6	97	1%	1%
7	97	-1%	0%
8	95	-2%	2%
9	92	-2%	6%
10	88	-1%	8%
11	85	2%	9%
12	93	2%	4%
13	94	5%	2%
14	94	3%	0%
15	87	10%	-6%
16	97	1%	-1%



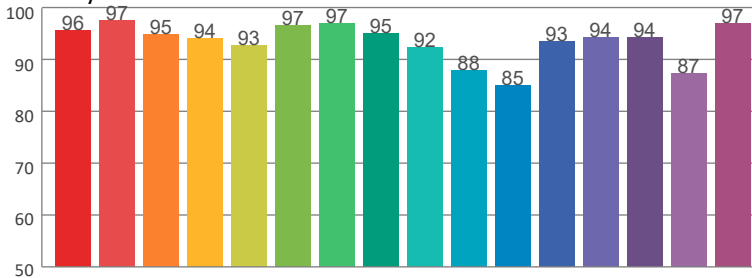
Color Vector Graphic



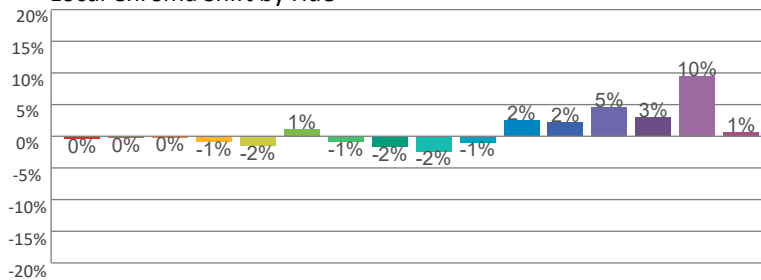
Color Distortion Graphic



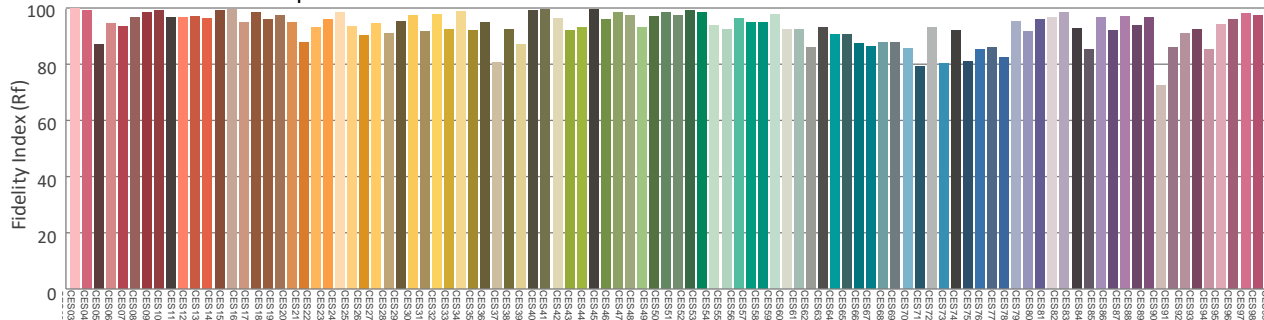
Rf by Hue



Local Chroma Shift by Hue



Color Evaluation Sample



Photometric & Chromaticity Report

Maverick Silens 2X Profile: 50% Zoom with CTO - Full Power

Report Summary

Measurements

Fixture Output: 5181 lm
Fixture Peak: 50891 cd
Fixture Efficacy: n/a lm/W
Intensity @ 5m: 2032 lux
Color Temperature: 2627 K
CRI: 93.6 CRI R9 Value: 72.9
CQS: 90.6
TLCI: 93
TM-30 Rf: 92.4
TM-30 Rg: 101.1
Beam Angle (50%): 19.5°
Field Angle (10%): 22.5°
Cutoff Angle (3%): 23.3°

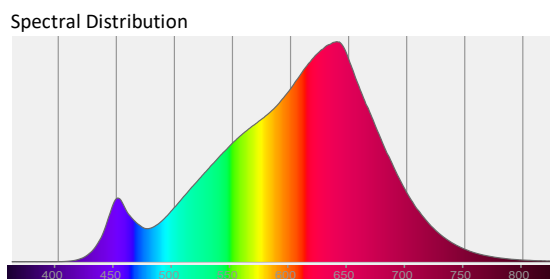
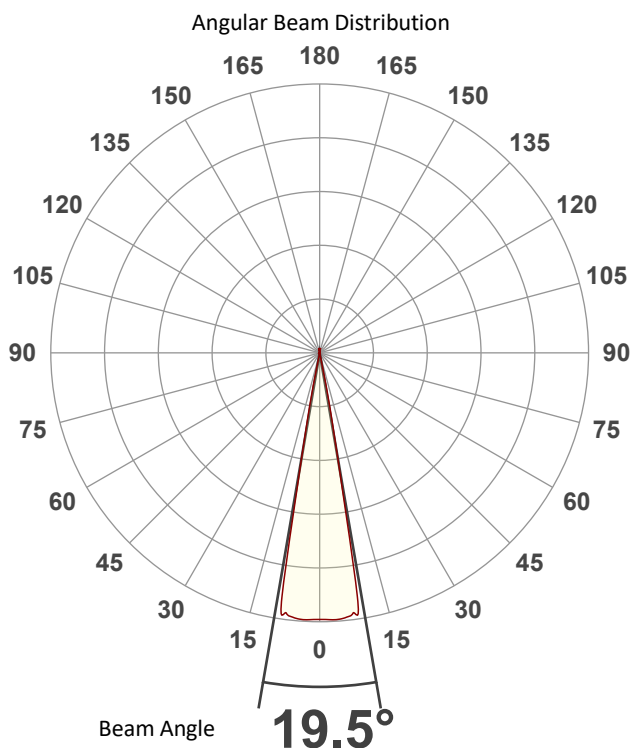
Conditions

AC Supply: 112 V, 60 Hz
Power: 0.0 W
Current: 0.000 A
Power Factor: n/a



This data sheet conforms to American National Standard E1.9 – 2007 (R2017). All data was measured and calculated by a Viso Systems LabSpion Goniometer at the Chauvet PD Optics Laboratory in Sunrise, FL on 10/4/2023 to LM-63-2002 Standards.

Overall Measurement



Tested Color (CIE 1931):

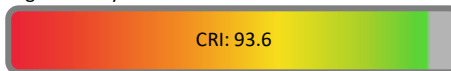
X: 0.466

Y: 0.411



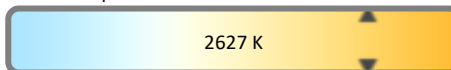
Light Quality

CRI: 93.6



Color Temperature

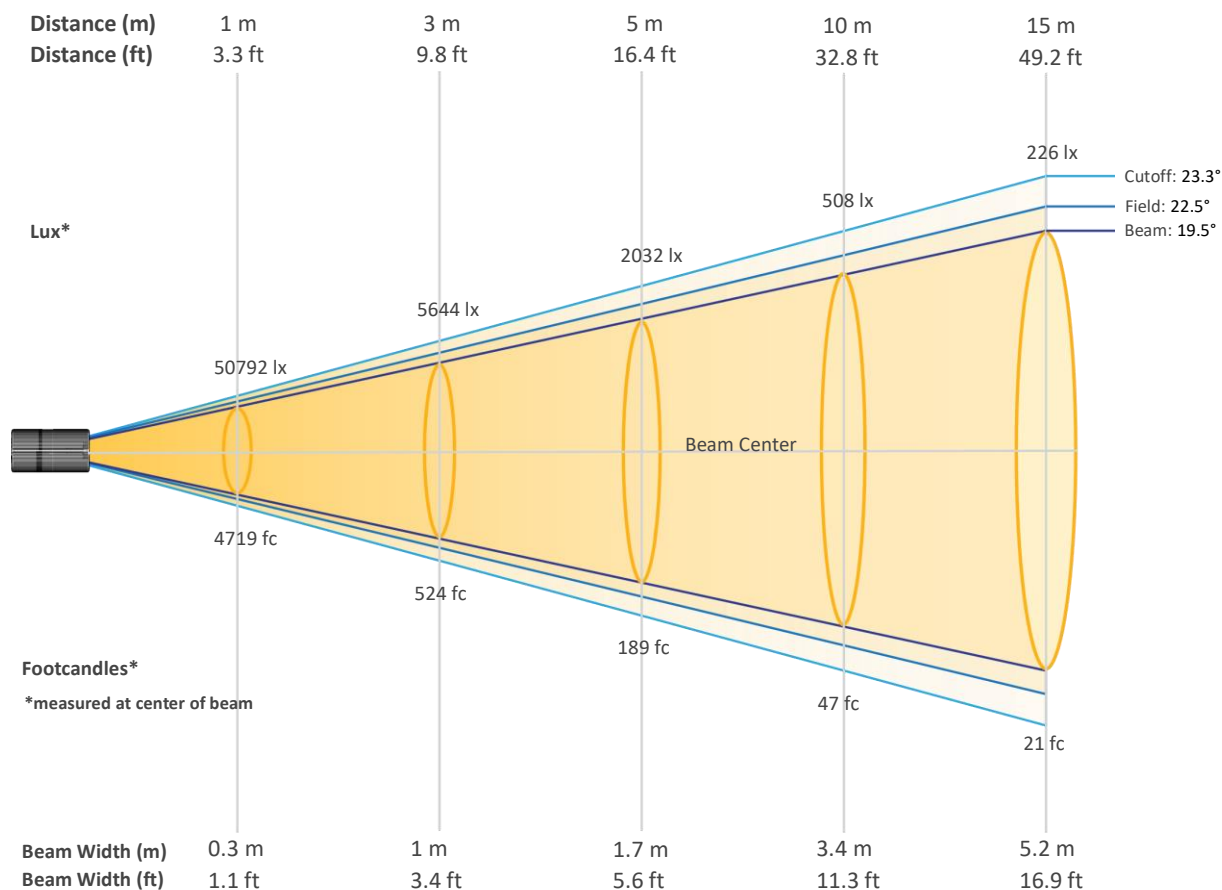
2627 K



Photometric & Chromaticity Report

Maverick Silens 2X Profile: 50% Zoom with CTO - Full Power

Beam Details

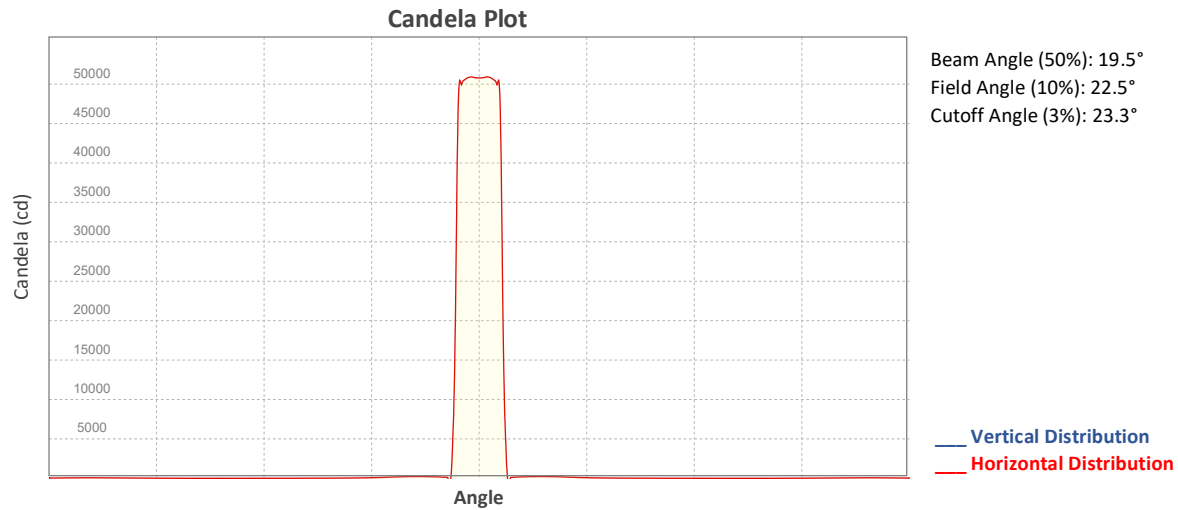


Beam Intensities from 1-20m (3.3-65.6ft)

Distance	1m	2m	3m	4m	5m	6m	7m	8m	9m	10m
Lux	50792	12698	5644	3174	2032	1411	1037	794	627	508
Distance	11m	12m	13m	14m	15m	16m	17m	18m	19m	20m
Lux	420	353	301	259	226	198	176	157	141	127
Distance	3.3ft	6.6ft	9.8ft	13.1ft	16.4ft	19.7ft	23ft	26.2ft	29.5ft	32.8ft
FC	4719	1180	524	295	189	131	96	74	58	47
Distance	36.1ft	39.4ft	42.7ft	45.9ft	49.2ft	52.5ft	55.8ft	59.1ft	62.3ft	65.6ft
FC	39	33	28	24	21	18	16	15	13	12

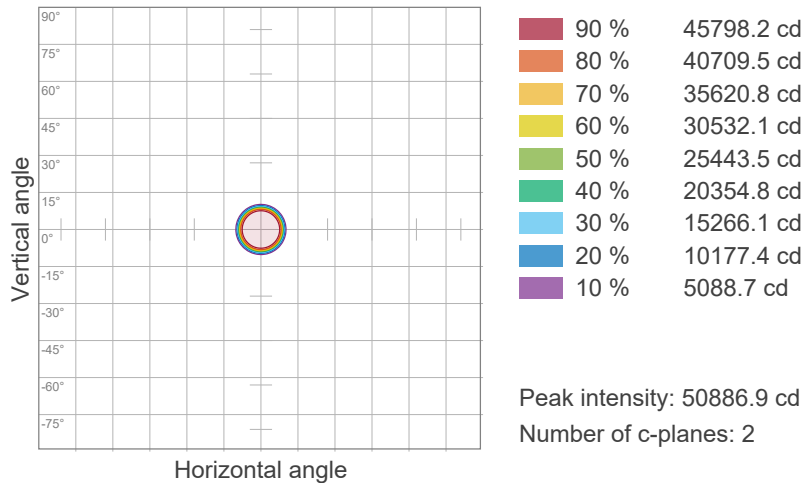
Photometric & Chromaticity Report

Maverick Silens 2X Profile: 50% Zoom with CTO - Full Power

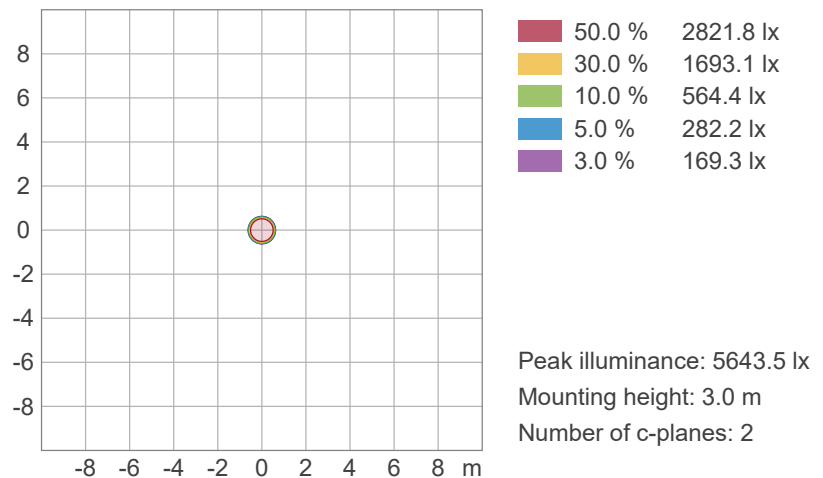


ISO Diagrams

ISO Candela Diagram



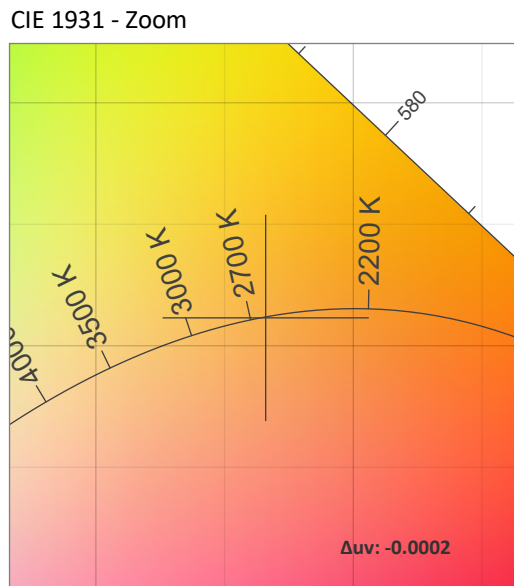
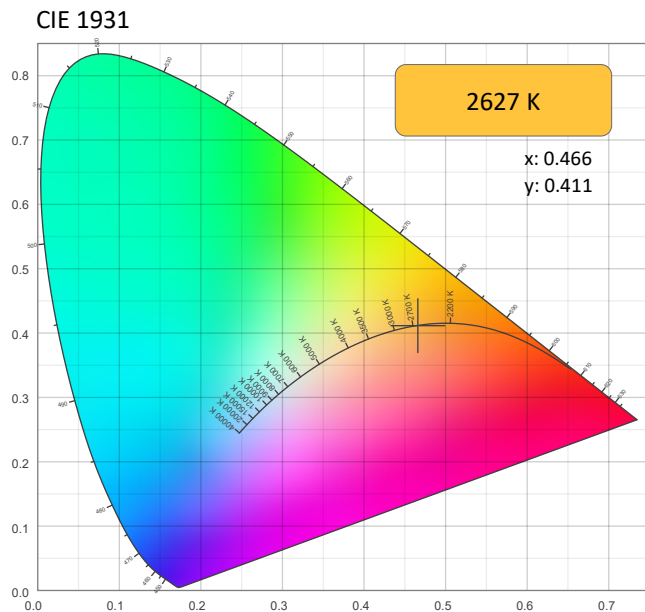
ISO Lux Diagram



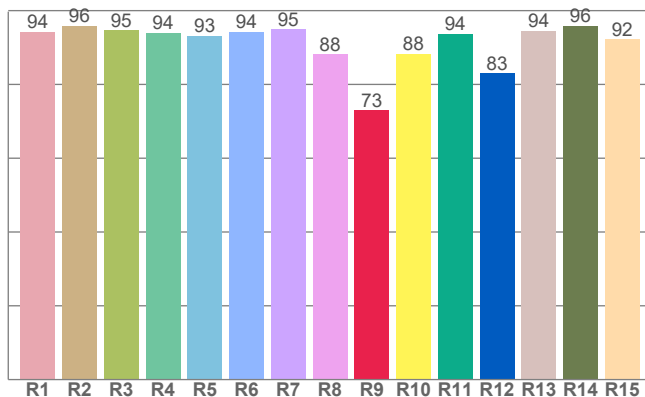
Photometric & Chromaticity Report

Maverick Silens 2X Profile: 50% Zoom with CTO - Full Power

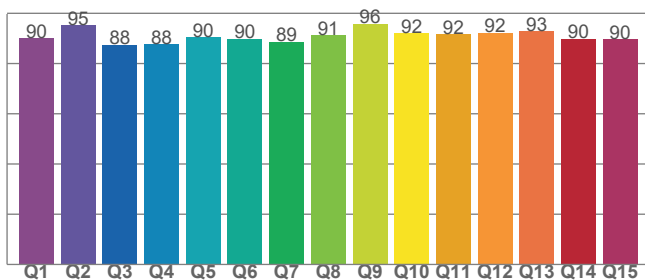
Chromaticity



CRI: 93.6 (R1-R8)



CQS: 90.6



Color Parameters

Color Temperature	Color Coordinate CIE 1931	Color Coordinate CIE 1931
CCT	x	y
2627 K	0.466	0.411

Color Deviation from Black Body Curve	Color Coordinate CIE 1964	Color Coordinate CIE 1964
Δuv	y	u
-0.0002	0.411	0.266

Color Rendering Index	Red Component	Color Quality Scale
CRI	CRI - R9	CQS
93.6	72.9	90.6

Television Lighting Consistency Index	Color Fidelity	Color Gamut
TLCI	TM30 - Rf	TM30 Rg
93	92.4	101.1

Photometric & Chromaticity Report

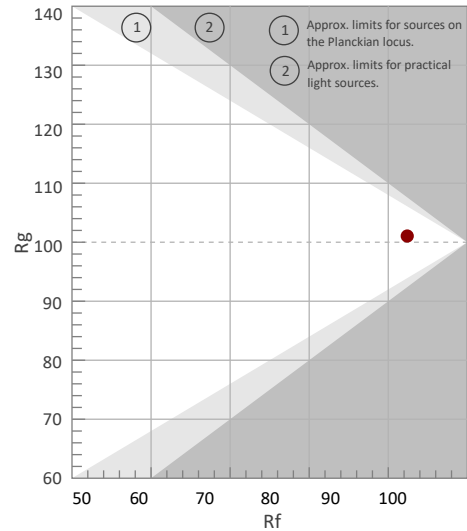
Maverick Silens 2X Profile: 50% Zoom with CTO - Full Power

TM-30 Details

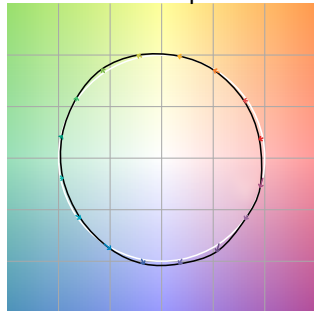
Rf 92.4
Fidelity Index
(Rg)

Rg 101.1
Gammut Index (Rg)

Graphic shifts (%)			
Hue Bin	R _f	Chroma	Hue
1	93	-4%	-1%
2	94	-3%	2%
3	90	-1%	5%
4	93	0%	4%
5	95	3%	4%
6	94	4%	0%
7	94	1%	-3%
8	96	-1%	-2%
9	96	-2%	0%
10	92	-2%	5%
11	88	1%	8%
12	91	4%	3%
13	93	4%	-3%
14	90	5%	-6%
15	93	0%	-4%
16	89	-1%	-9%



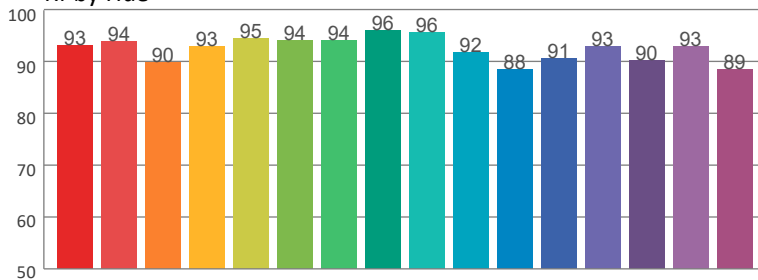
Color Vector Graphic



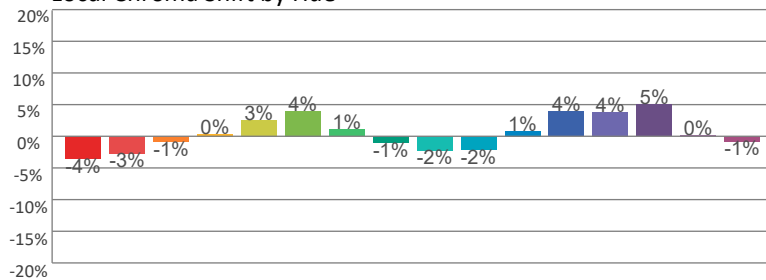
Color Distortion Graphic



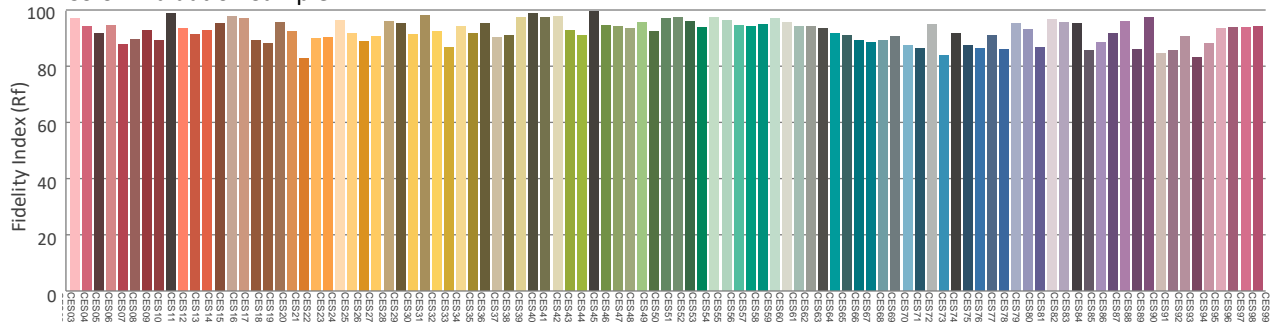
Rf by Hue



Local Chroma Shift by Hue



Color Evaluation Sample



Photometric & Chromaticity Report

Maverick Silens 2X Profile: 50% Zoom with CTO - 3200K - Full Power

Report Summary

Measurements

Fixture Output: 5108 lm
Fixture Peak: 53870 cd
Fixture Efficacy: n/a lm/W
Intensity @ 5m: 2144 lux
Color Temperature: 3248 K
CRI: 95.7 CRI R9 Value: 83.5
CQS: 92.9
TLCI: 96
TM-30 Rf: 93.2
TM-30 Rg: 101.4
Beam Angle (50%): 18.7°
Field Angle (10%): 22.6°
Cutoff Angle (3%): 23.8°

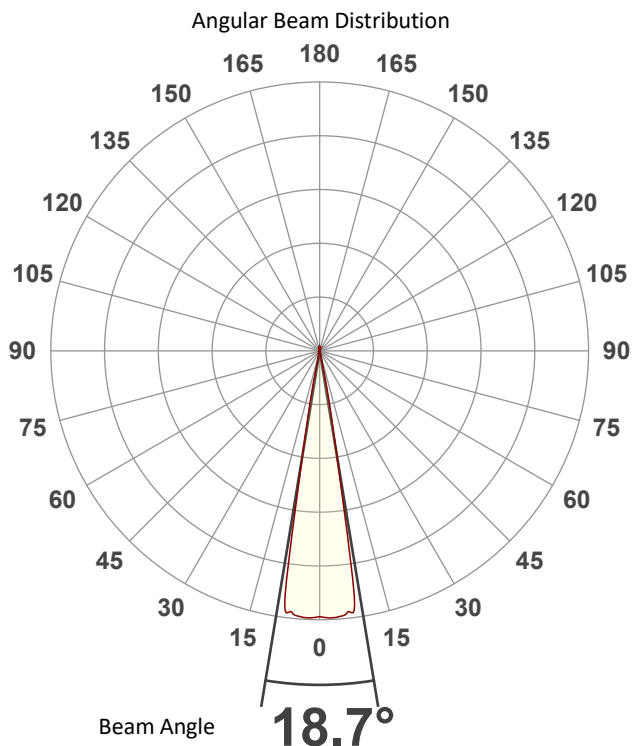
Conditions

AC Supply: 114 V, 60 Hz
Power: 0.0 W
Current: 0.000 A
Power Factor: n/a



This data sheet conforms to American National Standard E1.9 – 2007 (R2017). All data was measured and calculated by a Viso Systems LabSpion Goniometer at the Chauvet PD Optics Laboratory in Sunrise, FL on 10/4/2023 to LM-63-2002 Standards.

Overall Measurement



Tested Color (CIE 1931):
X: 0.418
Y: 0.393

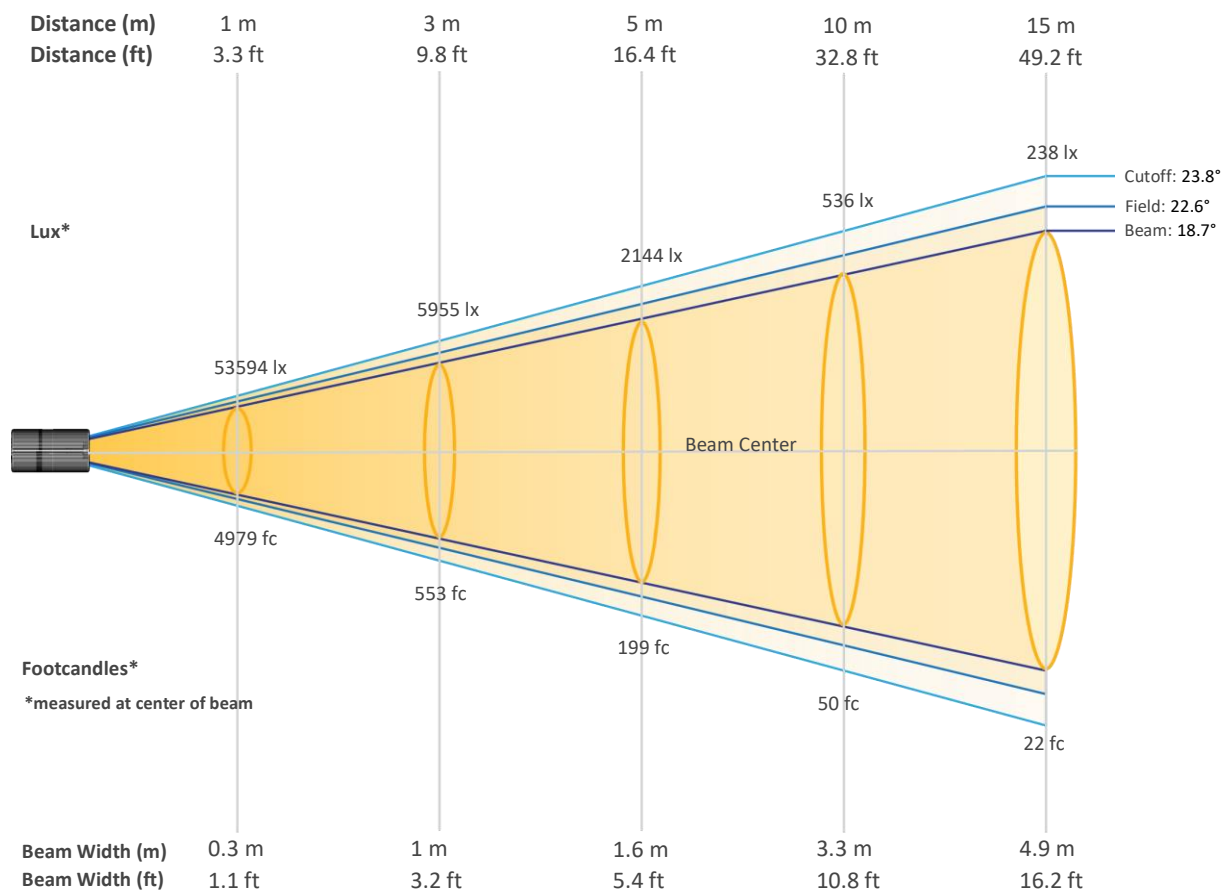
Light Quality
CRI: 95.7

Color Temperature
3248 K

Photometric & Chromaticity Report

Maverick Silens 2X Profile: 50% Zoom with CTO - 3200K - Full Power

Beam Details

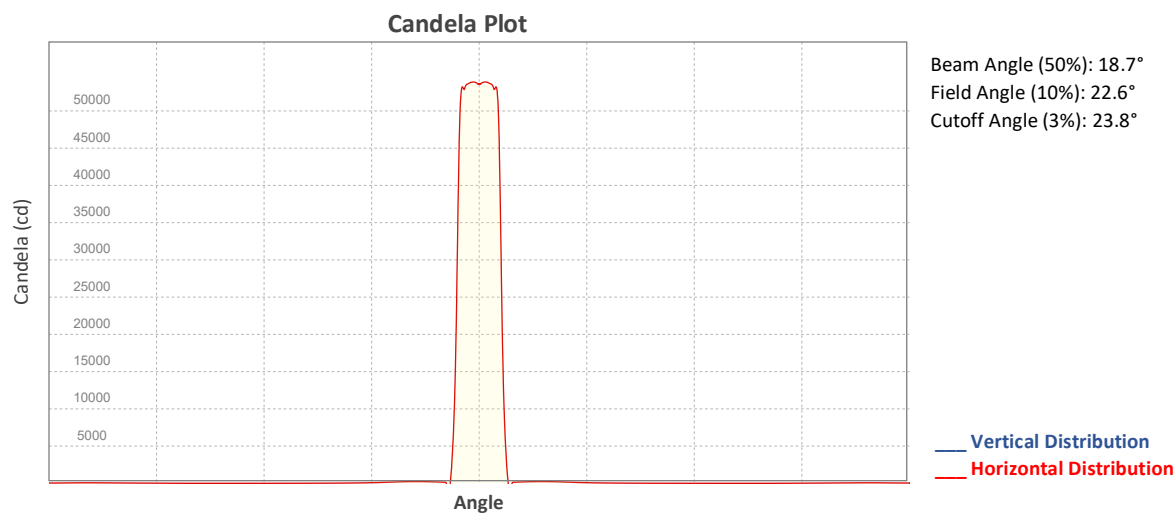


Beam Intensities from 1-20m (3.3-65.6ft)

Distance	1m	2m	3m	4m	5m	6m	7m	8m	9m	10m
Lux	53594	13398	5955	3350	2144	1489	1094	837	662	536
Distance	11m	12m	13m	14m	15m	16m	17m	18m	19m	20m
Lux	443	372	317	273	238	209	185	165	148	134
Distance	3.3ft	6.6ft	9.8ft	13.1ft	16.4ft	19.7ft	23ft	26.2ft	29.5ft	32.8ft
FC	4979	1245	553	311	199	138	102	78	61	50
Distance	36.1ft	39.4ft	42.7ft	45.9ft	49.2ft	52.5ft	55.8ft	59.1ft	62.3ft	65.6ft
FC	41	35	29	25	22	19	17	15	14	12

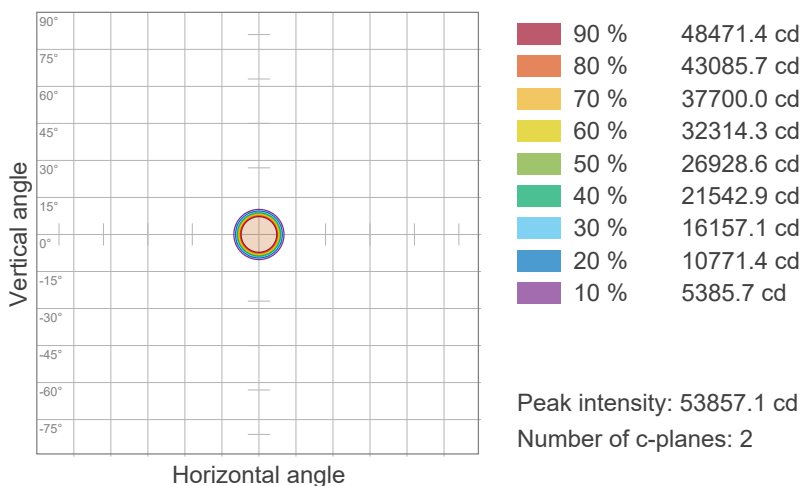
Photometric & Chromaticity Report

Maverick Silens 2X Profile: 50% Zoom with CTO - 3200K - Full Power

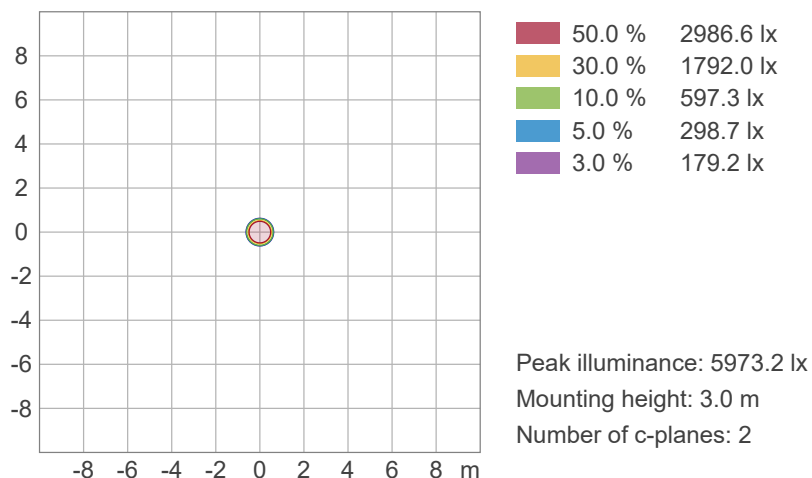


ISO Diagrams

ISO Candela Diagram



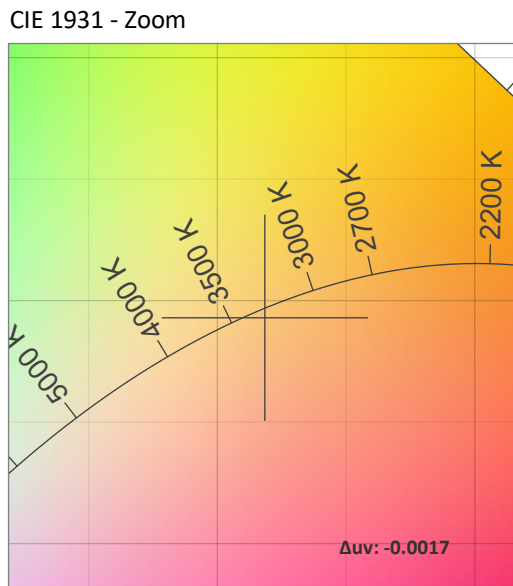
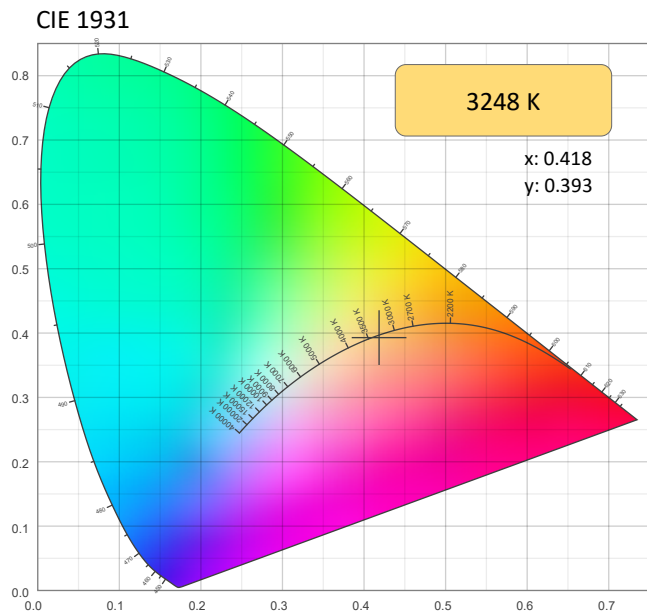
ISO Lux Diagram



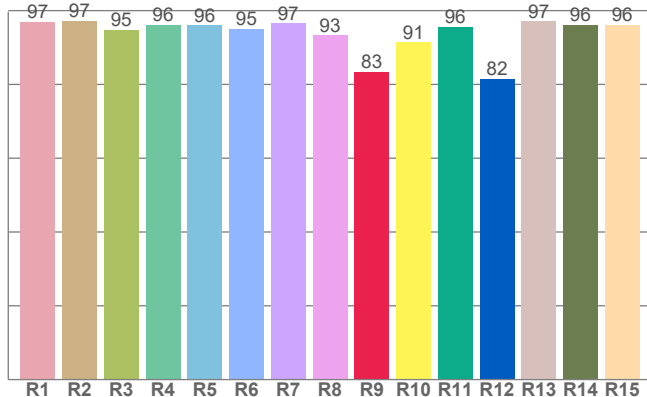
Photometric & Chromaticity Report

Maverick Silens 2X Profile: 50% Zoom with CTO - 3200K - Full Power

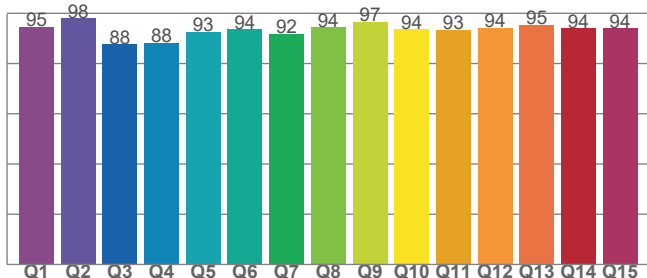
Chromaticity



CRI: 95.7 (R1-R8)



CQS: 92.9



Color Parameters

Color Temperature	Color Coordinate CIE 1931	Color Coordinate CIE 1931
CCT	x	y
3248 K	0.418	0.393

Color Deviation from Black Body Curve	Color Coordinate CIE 1964	Color Coordinate CIE 1964
Δuv	y	u
-0.0017	0.393	0.243

Color Rendering Index	Red Component	Color Quality Scale
CRI	CRI - R9	CQS
95.7	83.5	92.9

Television Lighting Consistency Index	Color Fidelity	Color Gamut
TLCI	TM30 - Rf	TM30 Rg
96	93.2	101.4

Photometric & Chromaticity Report

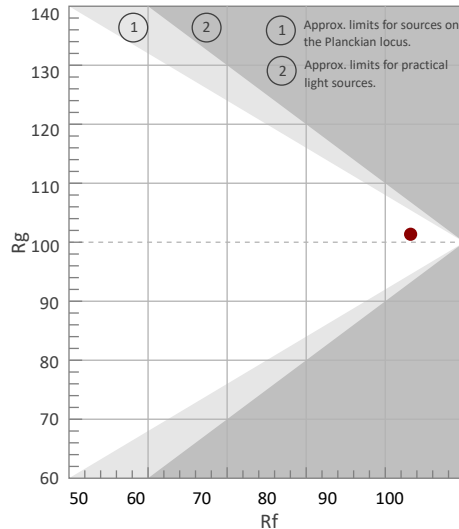
Maverick Silens 2X Profile: 50% Zoom with CTO - 3200K - Full Power

TM-30 Details

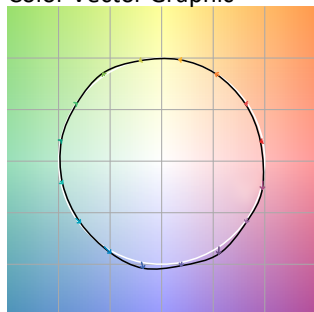
Rf 93.2
Fidelity Index (Rg)

Rg 101.4
Gammut Index (Rg)

Graphic shifts (%)			
Hue Bin	R _f	Chroma	Hue
1	95	-2%	0%
2	96	-2%	1%
3	92	0%	4%
4	94	0%	3%
5	94	0%	2%
6	96	3%	0%
7	95	-1%	-1%
8	98	-1%	-1%
9	95	-2%	3%
10	90	-1%	6%
11	88	1%	8%
12	91	5%	3%
13	95	3%	-1%
14	91	6%	-4%
15	93	1%	-4%
16	90	1%	-8%



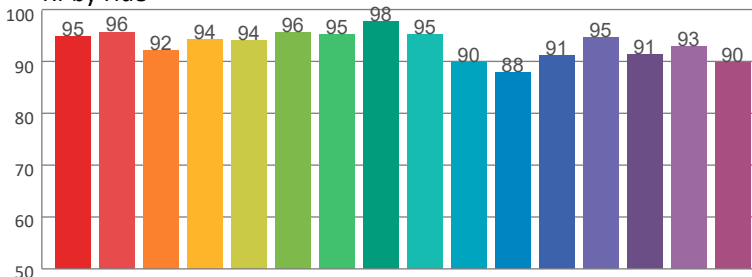
Color Vector Graphic



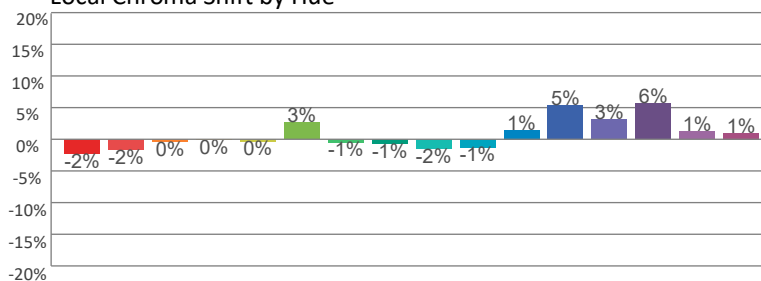
Color Distortion Graphic



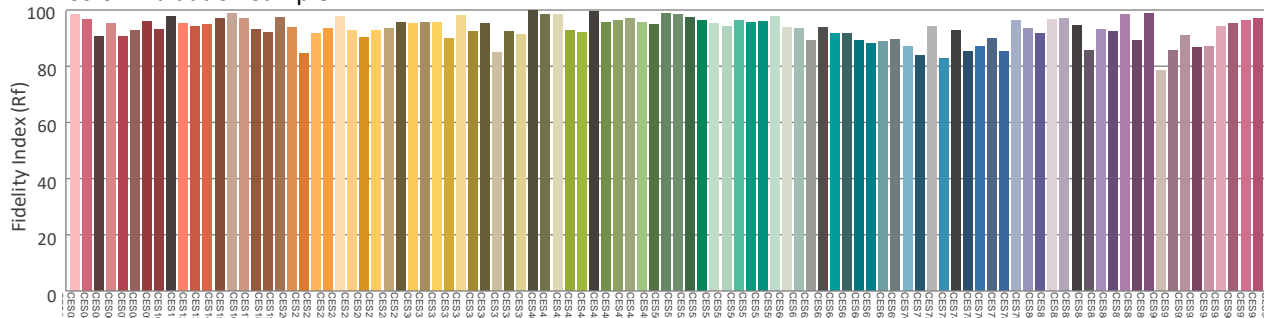
Rf by Hue



Local Chroma Shift by Hue



Color Evaluation Sample



Photometric & Chromaticity Report

Maverick Silens 2X Profile: 50% Zoom with CTO - 4000K - Full Power

Report Summary

Measurements

Fixture Output: 6369 lm
Fixture Peak: 62674 cd
Fixture Efficacy: n/a lm/W
Intensity @ 5m: 2507 lux
Color Temperature: 4011 K
CRI: 97.6 CRI R9 Value: 95.2
CQS: 94.7
TLCI: 97
TM-30 Rf: 93.5
TM-30 Rg: 101.3
Beam Angle (50%): 19.7°
Field Angle (10%): 22.6°
Cutoff Angle (3%): 23.1°

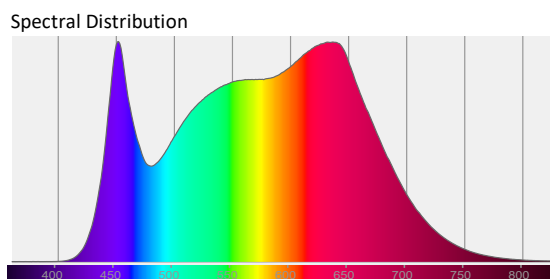
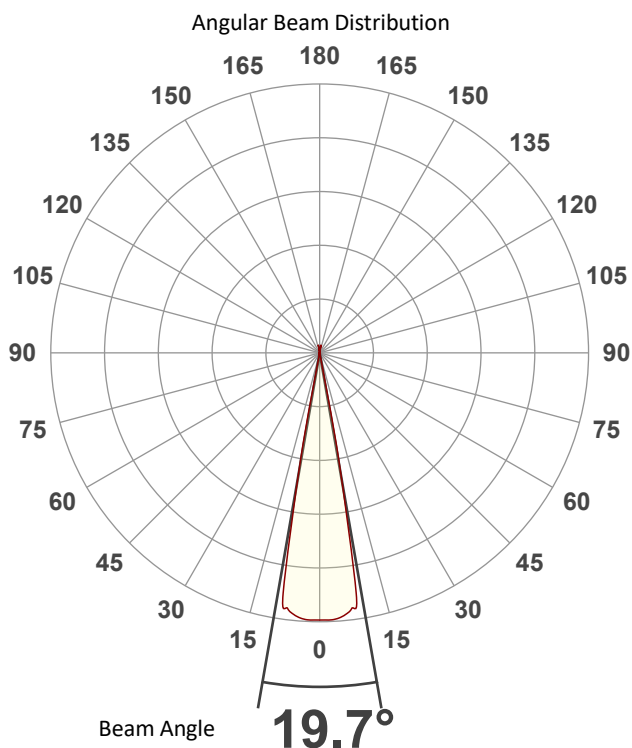
Conditions

AC Supply: 114 V, 60 Hz
Power: 0.0 W
Current: 0.000 A
Power Factor: n/a



This data sheet conforms to American National Standard E1.9 – 2007 (R2017). All data was measured and calculated by a Viso Systems LabSpion Goniometer at the Chauvet PD Optics Laboratory in Sunrise, FL on 10/4/2023 to LM-63-2002 Standards.


Overall Measurement



Tested Color (CIE 1931):

X: 0.378

Y: 0.370



Light Quality

CRI: 97.6

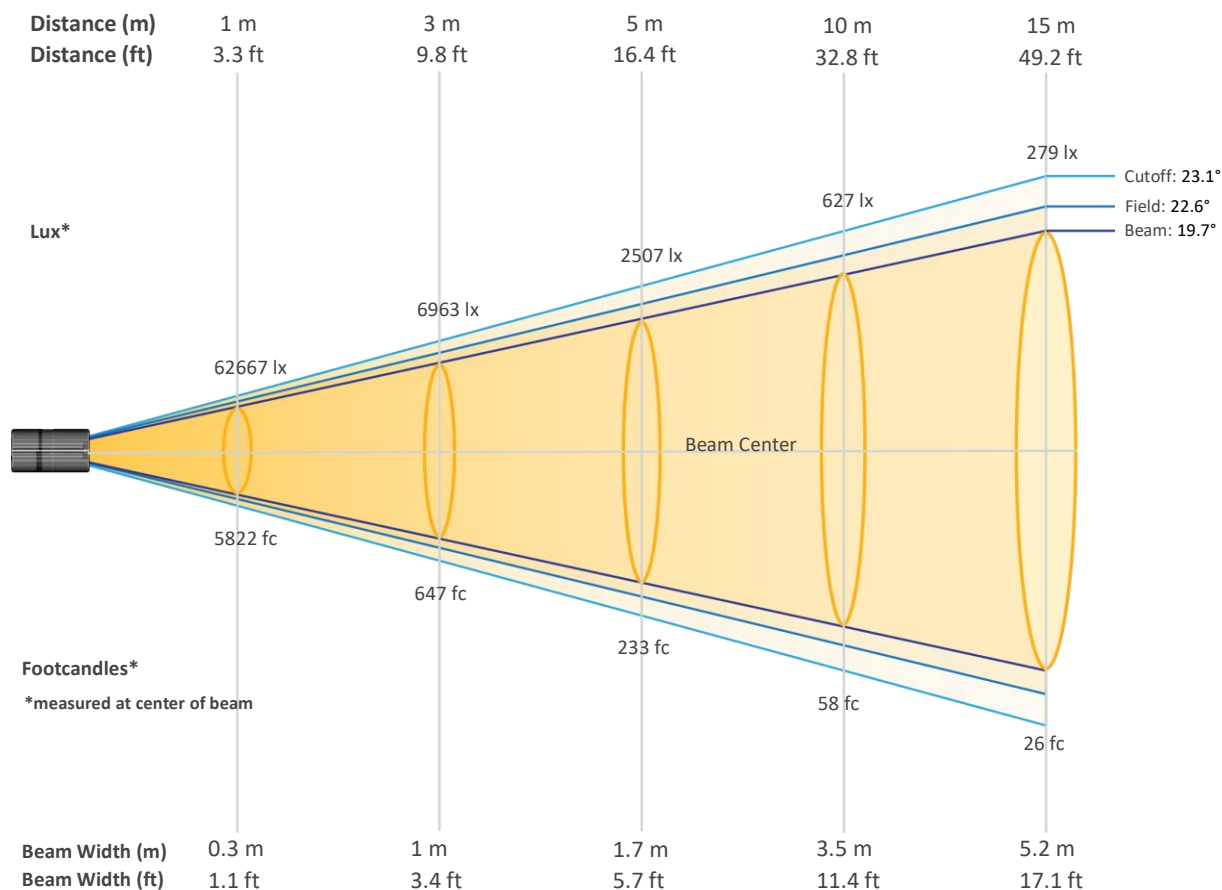
Color Temperature

4011 K

Photometric & Chromaticity Report

Maverick Silens 2X Profile: 50% Zoom with CTO - 4000K - Full Power

Beam Details

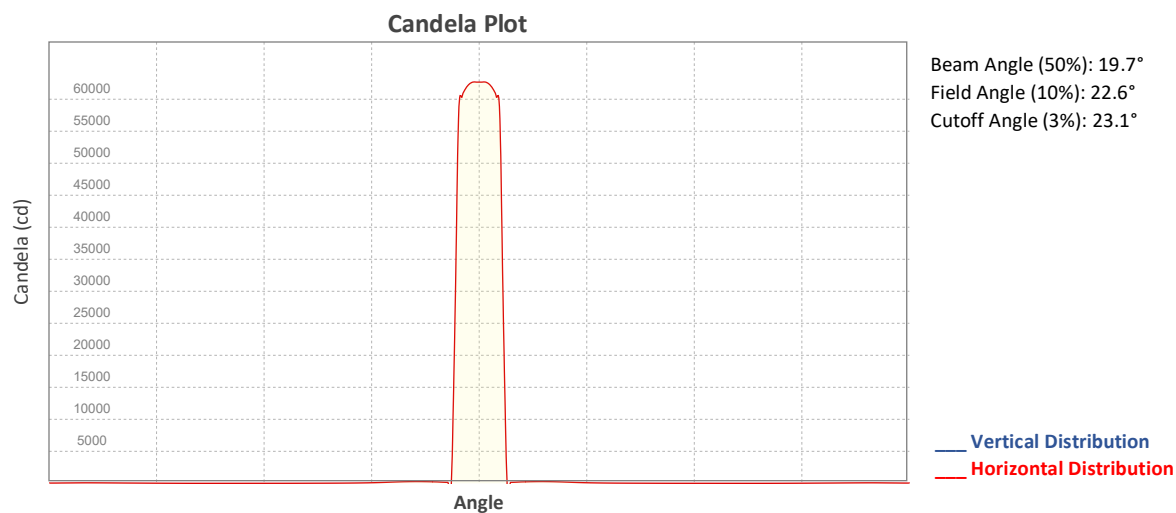


Beam Intensities from 1-20m (3.3-65.6ft)

Distance	1m	2m	3m	4m	5m	6m	7m	8m	9m	10m
Lux	62667	15667	6963	3917	2507	1741	1279	979	774	627
Distance	11m	12m	13m	14m	15m	16m	17m	18m	19m	20m
Lux	518	435	371	320	279	245	217	193	174	157
Distance	3.3ft	6.6ft	9.8ft	13.1ft	16.4ft	19.7ft	23ft	26.2ft	29.5ft	32.8ft
FC	5822	1455	647	364	233	162	119	91	72	58
Distance	36.1ft	39.4ft	42.7ft	45.9ft	49.2ft	52.5ft	55.8ft	59.1ft	62.3ft	65.6ft
FC	48	40	34	30	26	23	20	18	16	15

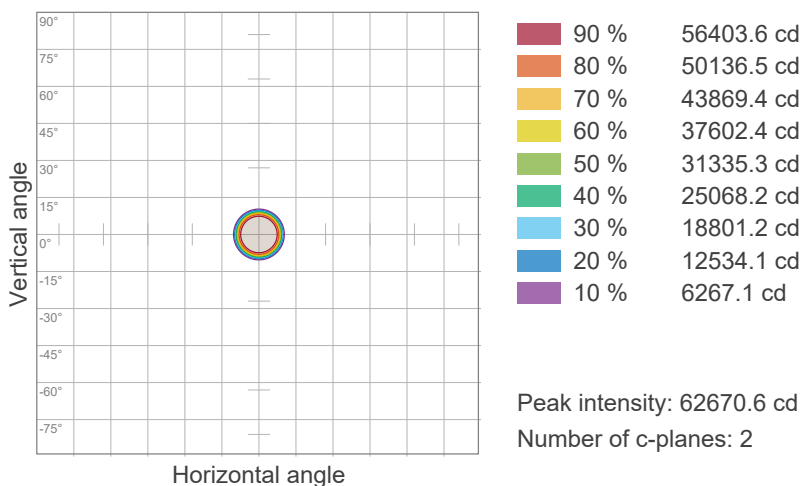
Photometric & Chromaticity Report

Maverick Silens 2X Profile: 50% Zoom with CTO - 4000K - Full Power

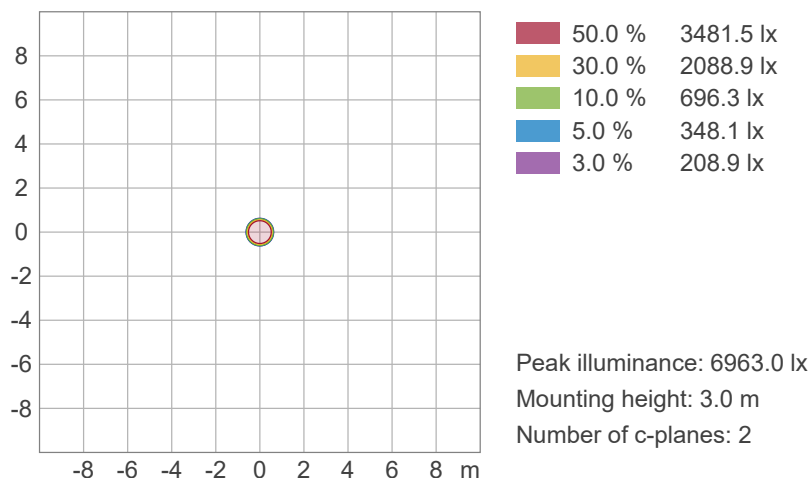


ISO Diagrams

ISO Candela Diagram



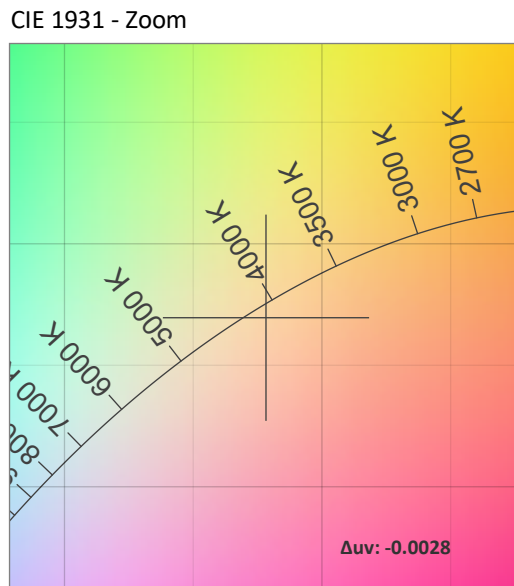
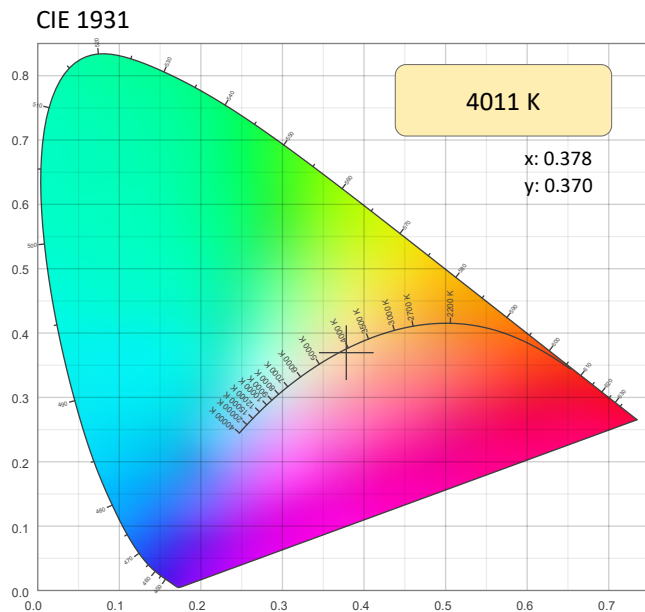
ISO Lux Diagram



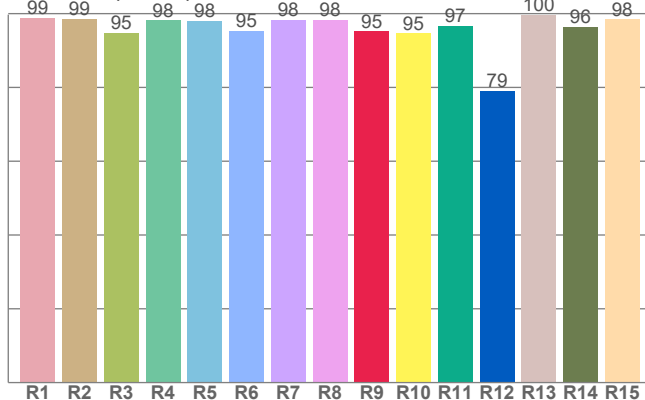
Photometric & Chromaticity Report

Maverick Silens 2X Profile: 50% Zoom with CTO - 4000K - Full Power

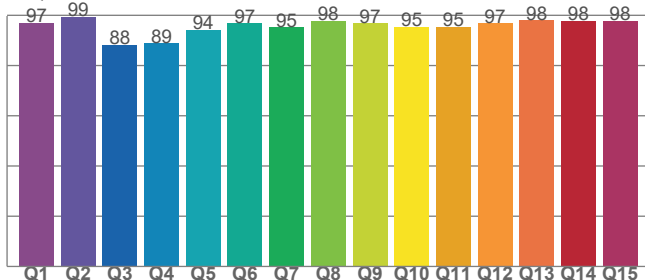
Chromaticity



CRI: 97.6 (R1-R8)



CQS: 94.7



Color Parameters

Color Temperature	Color Coordinate CIE 1931	Color Coordinate CIE 1931
CCT	x	y
4011 K	0.378	0.370

Color Deviation from Black Body Curve	Color Coordinate CIE 1964	Color Coordinate CIE 1964
Δuv	y	u
-0.0028	0.370	0.227

Color Rendering Index	Red Component	Color Quality Scale
CRI	CRI - R9	CQS
97.6	95.2	94.7

Television Lighting Consistency Index	Color Fidelity	Color Gamut
TLCI	TM30 - Rf	TM30 Rg
97	93.5	101.3

Photometric & Chromaticity Report

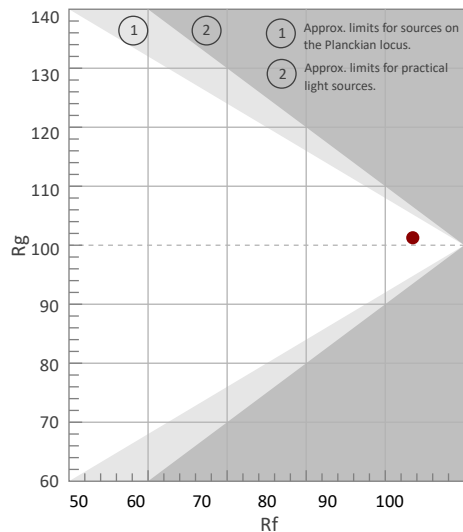
Maverick Silens 2X Profile: 50% Zoom with CTO - 4000K - Full Power

TM-30 Details

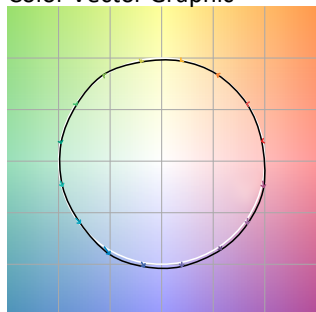
Rf 93.5
Fidelity Index
(Rg)

Rg 101.3
Gammut Index (Rg)

Hue Bin	Graphic shifts (%)		
	R _f	Chroma	Hue
1	96	-1%	0%
2	97	0%	0%
3	95	0%	2%
4	95	-1%	1%
5	94	-2%	1%
6	97	1%	1%
7	97	-1%	1%
8	96	-1%	2%
9	93	-1%	5%
10	90	-1%	6%
11	87	3%	8%
12	91	4%	4%
13	94	4%	-1%
14	95	3%	0%
15	91	3%	-4%
16	91	2%	-6%



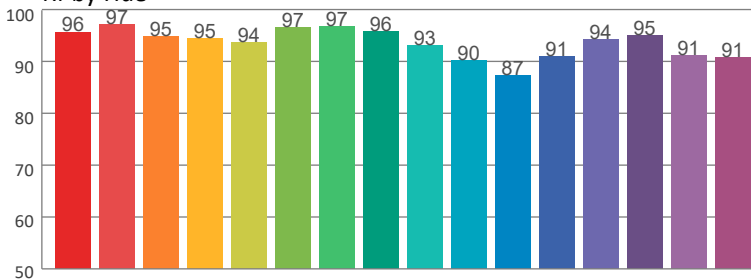
Color Vector Graphic



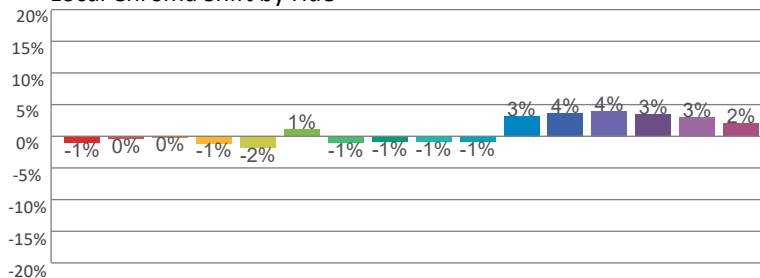
Color Distortion Graphic



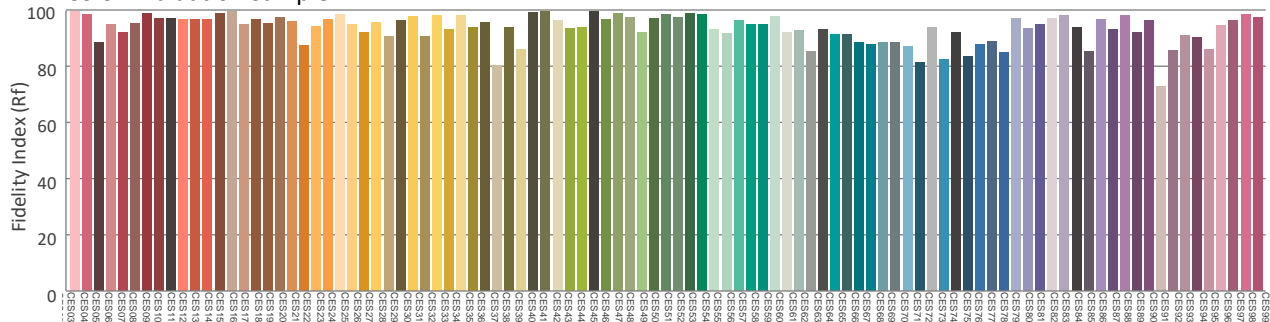
Rf by Hue



Local Chroma Shift by Hue



Color Evaluation Sample



Photometric & Chromaticity Report

Maverick Silens 2X Profile: 50% Zoom with CTO - 5600K - Full Power

Report Summary

Measurements

Fixture Output: 8794 lm
Fixture Peak: 85797 cd
Fixture Efficacy: n/a lm/W
Intensity @ 5m: 3425 lux
Color Temperature: 5647 K
CRI: 97.6 CRI R9 Value: 98.1
CQS: 95.0
TLCI: 99
TM-30 Rf: 93.8
TM-30 Rg: 101.2
Beam Angle (50%): 20°
Field Angle (10%): 22°
Cutoff Angle (3%): 24.2°

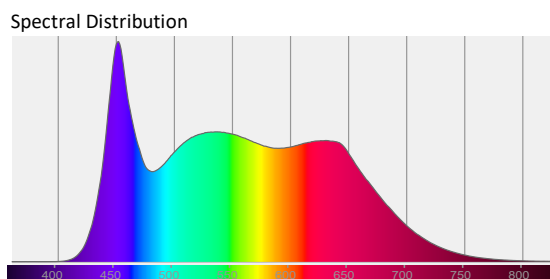
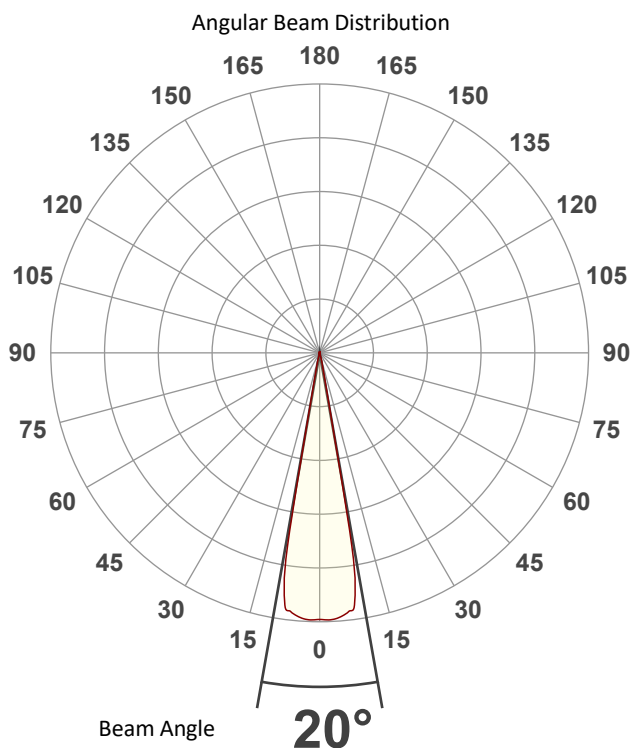


Conditions

AC Supply: 113 V, 60 Hz
Power: 0.0 W
Current: 0.000 A
Power Factor: n/a

This data sheet conforms to American National Standard E1.9 – 2007 (R2017). All data was measured and calculated by a Viso Systems LabSpion Goniometer at the Chauvet PD Optics Laboratory in Sunrise, FL on 10/4/2023 to LM-63-2002 Standards.

Overall Measurement



Tested Color (CIE 1931):

X: 0.329

Y: 0.339



Light Quality

CRI: 97.6

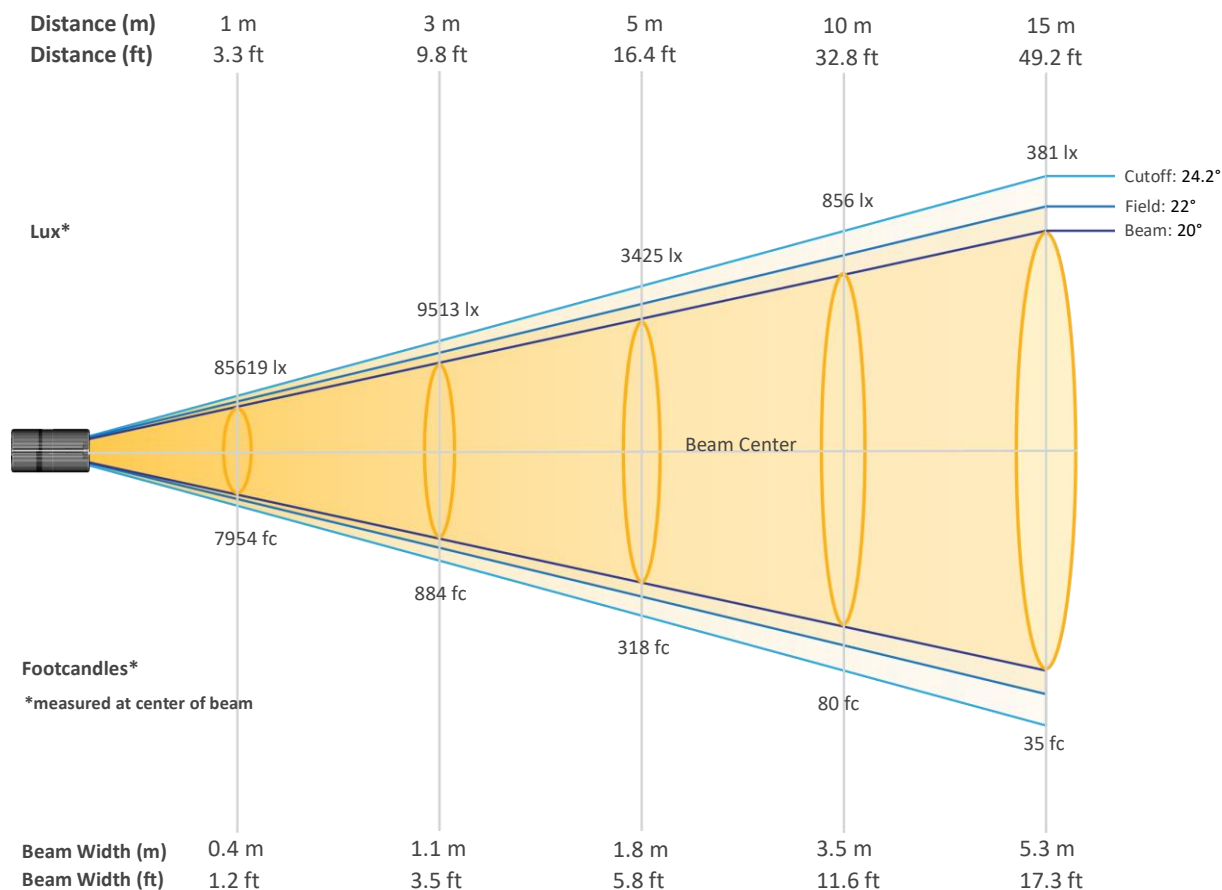
Color Temperature

5647 K

Photometric & Chromaticity Report

Maverick Silens 2X Profile: 50% Zoom with CTO - 5600K - Full Power

Beam Details

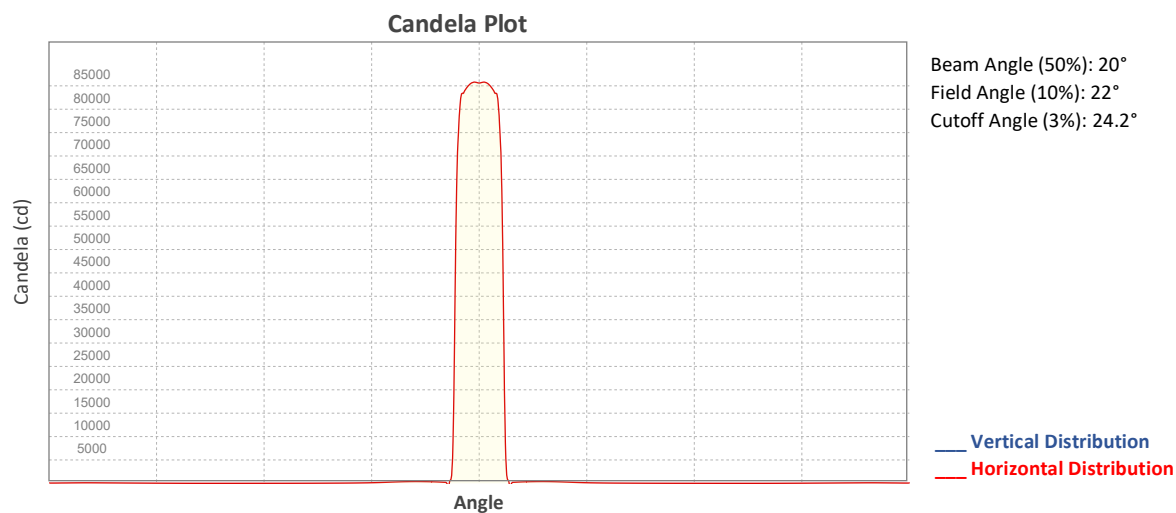


Beam Intensities from 1-20m (3.3-65.6ft)

Distance	1m	2m	3m	4m	5m	6m	7m	8m	9m	10m
Lux	85619	21405	9513	5351	3425	2378	1747	1338	1057	856
Distance	11m	12m	13m	14m	15m	16m	17m	18m	19m	20m
Lux	708	595	507	437	381	334	296	264	237	214
Distance	3.3ft	6.6ft	9.8ft	13.1ft	16.4ft	19.7ft	23ft	26.2ft	29.5ft	32.8ft
FC	7954	1989	884	497	318	221	162	124	98	80
Distance	36.1ft	39.4ft	42.7ft	45.9ft	49.2ft	52.5ft	55.8ft	59.1ft	62.3ft	65.6ft
FC	66	55	47	41	35	31	28	25	22	20

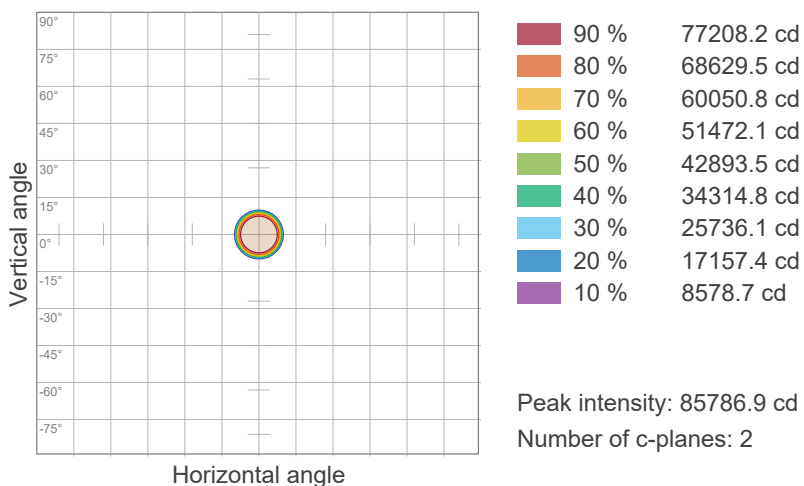
Photometric & Chromaticity Report

Maverick Silens 2X Profile: 50% Zoom with CTO - 5600K - Full Power

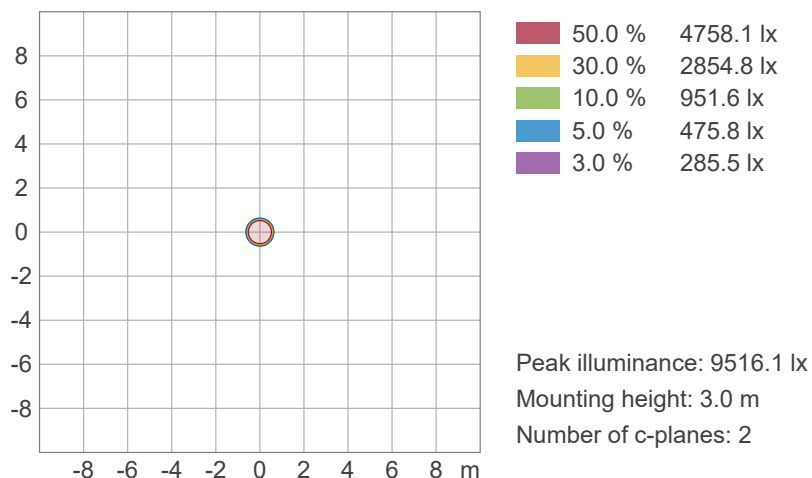


ISO Diagrams

ISO Candela Diagram



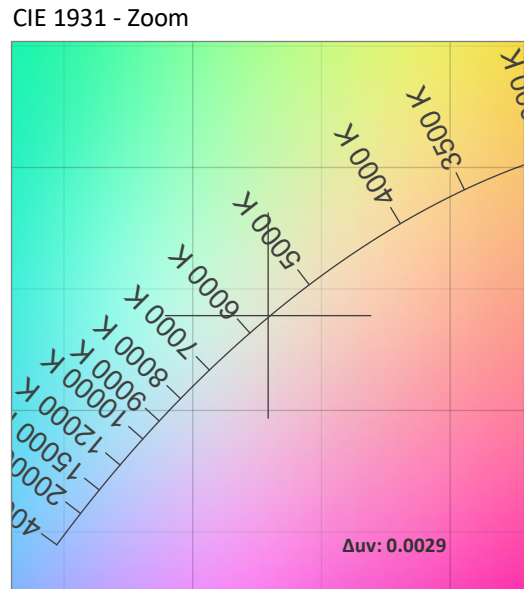
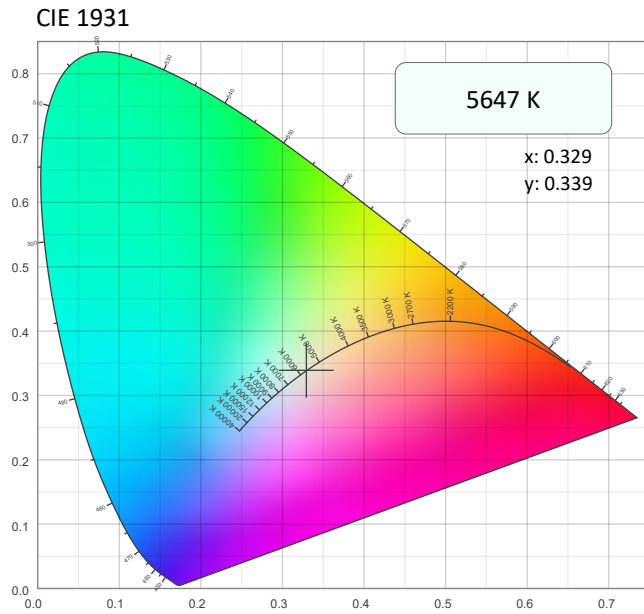
ISO Lux Diagram



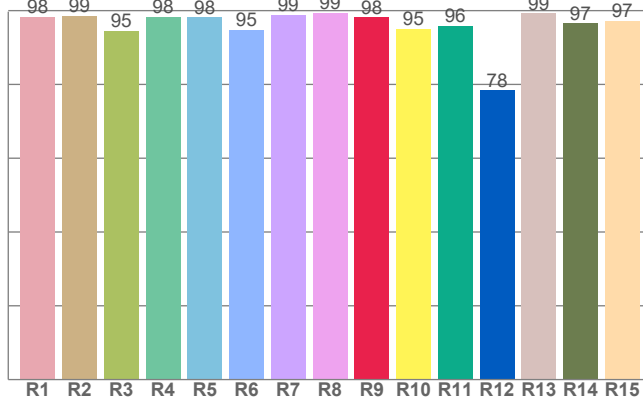
Photometric & Chromaticity Report

Maverick Silens 2X Profile: 50% Zoom with CTO - 5600K - Full Power

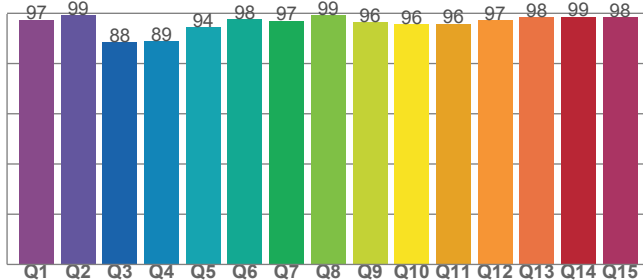
Chromaticity



CRI: 97.6 (R1-R8)



CQS: 95.0



Color Parameters

Color Temperature	Color Coordinate CIE 1931	Color Coordinate CIE 1931
CCT	x	y
5647 K	0.329	0.339

Color Deviation from Black Body Curve	Color Coordinate CIE 1964	Color Coordinate CIE 1964
Δuv	y	u
0.0029	0.339	0.205

Color Rendering Index	Red Component	Color Quality Scale
CRI	CRI - R9	CQS
97.6	98.1	95.0

Television Lighting Consistency Index	Color Fidelity	Color Gamut
TLCI	TM30 - Rf	TM30 Rg
99	93.8	101.2

Photometric & Chromaticity Report

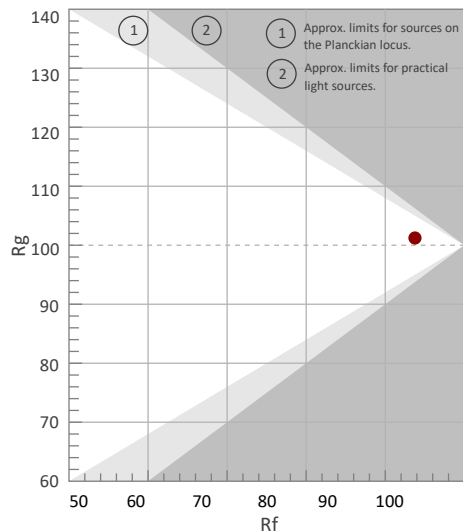
Maverick Silens 2X Profile: 50% Zoom with CTO - 5600K - Full Power

TM-30 Details

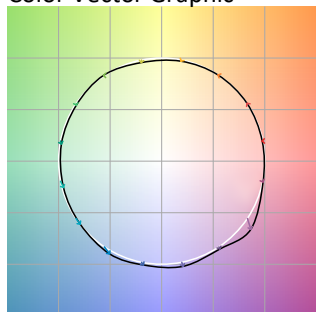
Rf 93.8
Fidelity Index
(Rg)

Rg 101.2
Gammut Index (Rg)

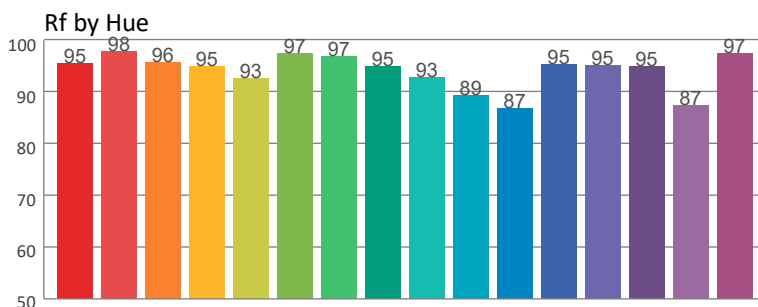
Hue Bin	R _f	Graphic shifts (%)	
		Chroma	Hue
1	95	-1%	0%
2	98	0%	1%
3	96	0%	1%
4	95	-1%	0%
5	93	-2%	1%
6	97	0%	1%
7	97	-1%	1%
8	95	-1%	3%
9	93	-2%	6%
10	89	0%	7%
11	87	3%	8%
12	95	2%	2%
13	95	4%	0%
14	95	2%	0%
15	87	9%	-7%
16	97	0%	-1%



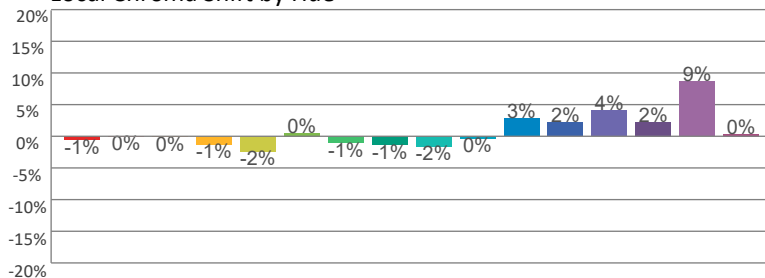
Color Vector Graphic



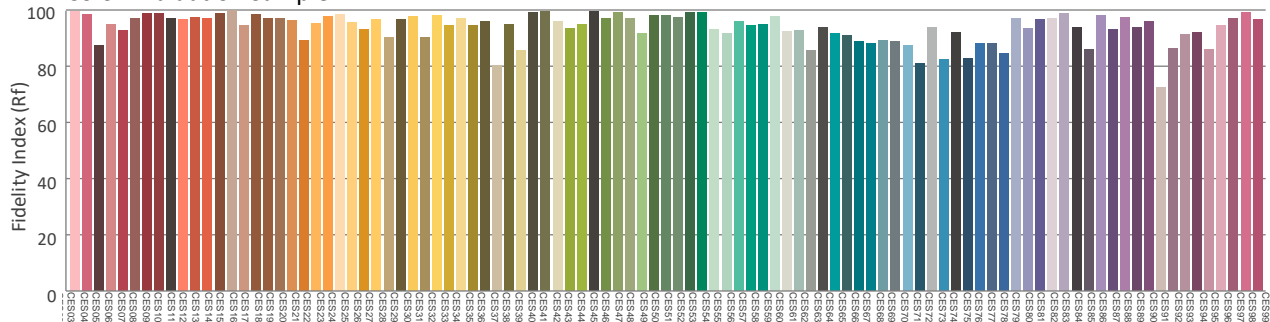
Color Distortion Graphic



Local Chroma Shift by Hue



Color Evaluation Sample



Photometric & Chromaticity Report

Maverick Silens 2X Profile: 50% Zoom - Full Power - Steady Mode 1

Report Summary

Measurements

Fixture Output: 12217 lm
Fixture Peak: 119818 cd
Fixture Efficacy: n/a lm/W
Intensity @ 5m: 4786 lux
Color Temperature: 6197 K
CRI: 97.2 CRI R9 Value: 95.5
CQS: 94.9
TLCI: 99
TM-30 Rf: 93.4
TM-30 Rg: 100.3
Beam Angle (50%): 19.5°
Field Angle (10%): 22.5°
Cutoff Angle (3%): 23.3°

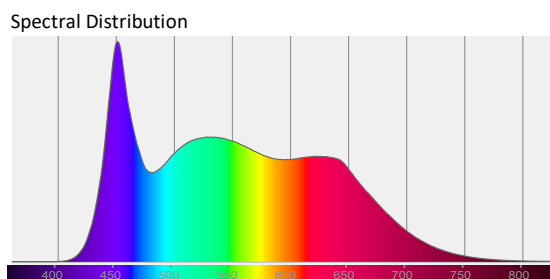
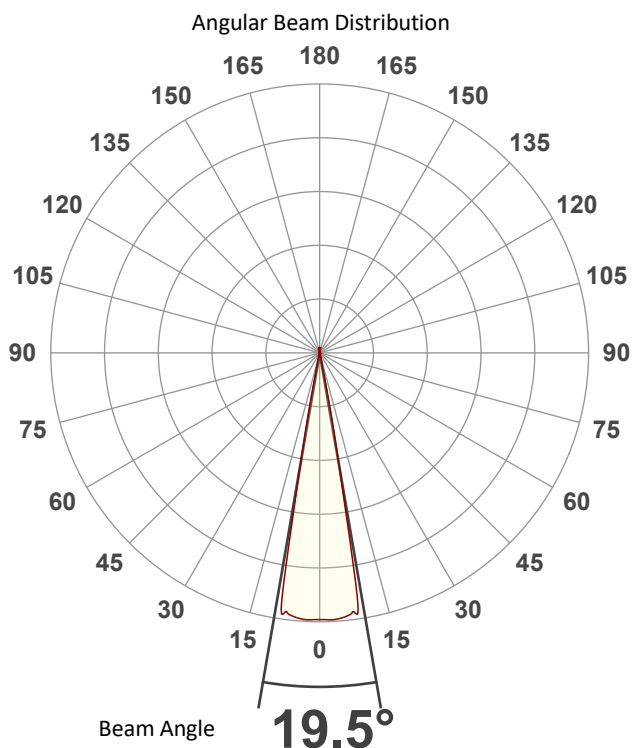


Conditions

AC Supply: 113 V, 60 Hz
Power: 0.0 W
Current: 0.000 A
Power Factor: n/a

This data sheet conforms to American National Standard E1.9 – 2007 (R2017). All data was measured and calculated by a Viso Systems LabSpion Goniometer at the Chauvet PD Optics Laboratory in Sunrise, FL on 10/4/2023 to LM-63-2002 Standards.


Overall Measurement



Tested Color (CIE 1931):

X: 0.318

Y: 0.333



Light Quality

CRI: 97.2

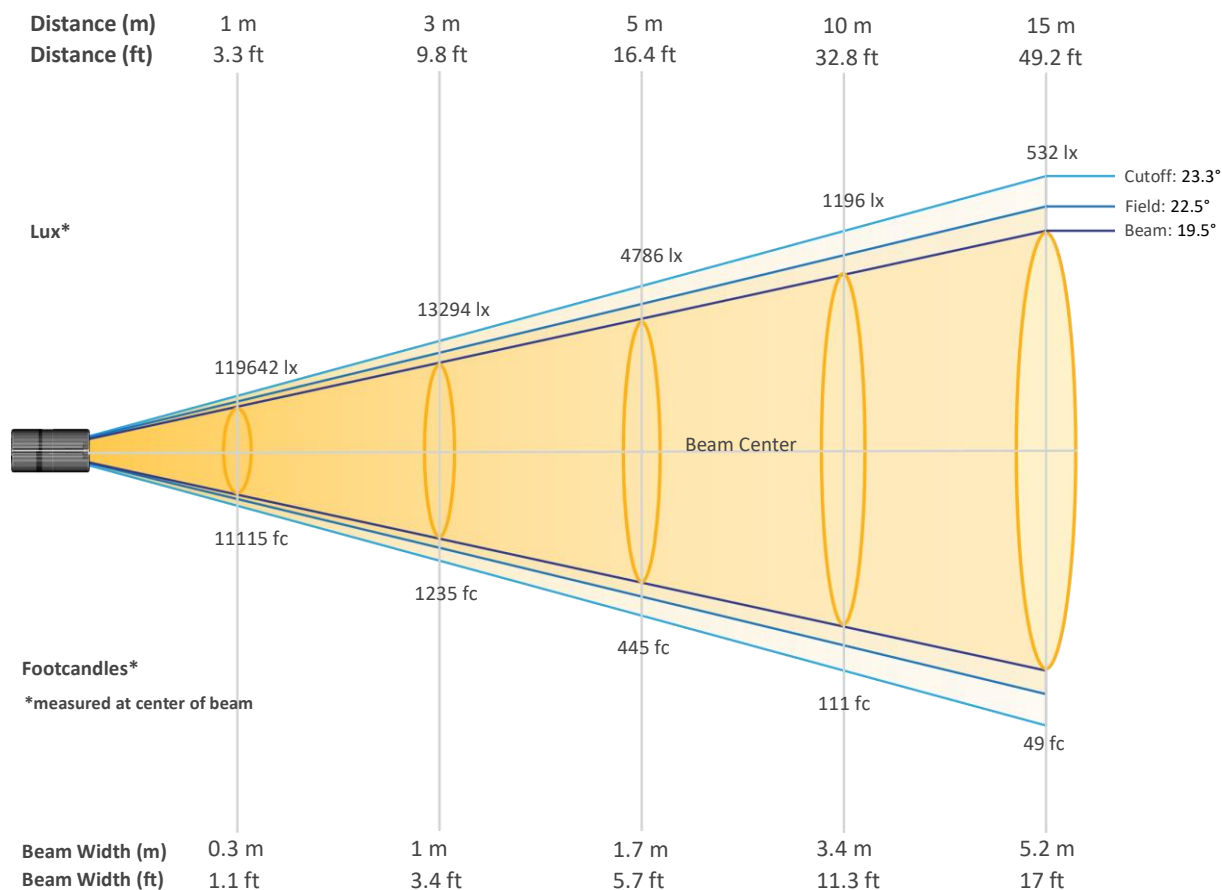
Color Temperature

6197 K

Photometric & Chromaticity Report

Maverick Silens 2X Profile: 50% Zoom - Full Power - Steady Mode 1

Beam Details

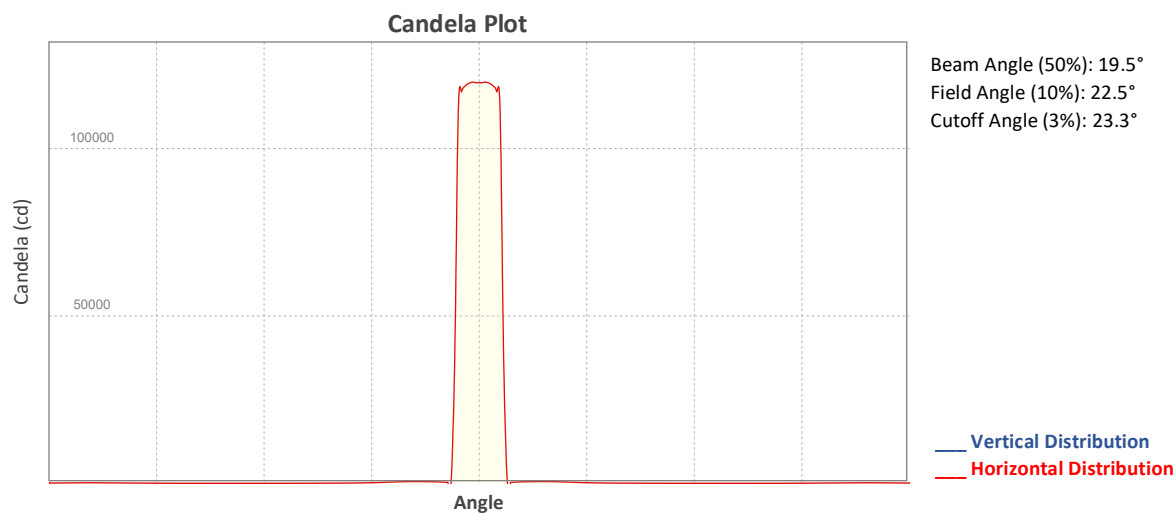


Beam Intensities from 1-20m (3.3-65.6ft)

Distance	1m	2m	3m	4m	5m	6m	7m	8m	9m	10m
Lux	119642	29910	13294	7478	4786	3323	2442	1869	1477	1196
Distance	11m	12m	13m	14m	15m	16m	17m	18m	19m	20m
Lux	989	831	708	610	532	467	414	369	331	299
Distance	3.3ft	6.6ft	9.8ft	13.1ft	16.4ft	19.7ft	23ft	26.2ft	29.5ft	32.8ft
FC	11115	2779	1235	695	445	309	227	174	137	111
Distance	36.1ft	39.4ft	42.7ft	45.9ft	49.2ft	52.5ft	55.8ft	59.1ft	62.3ft	65.6ft
FC	92	77	66	57	49	43	38	34	31	28

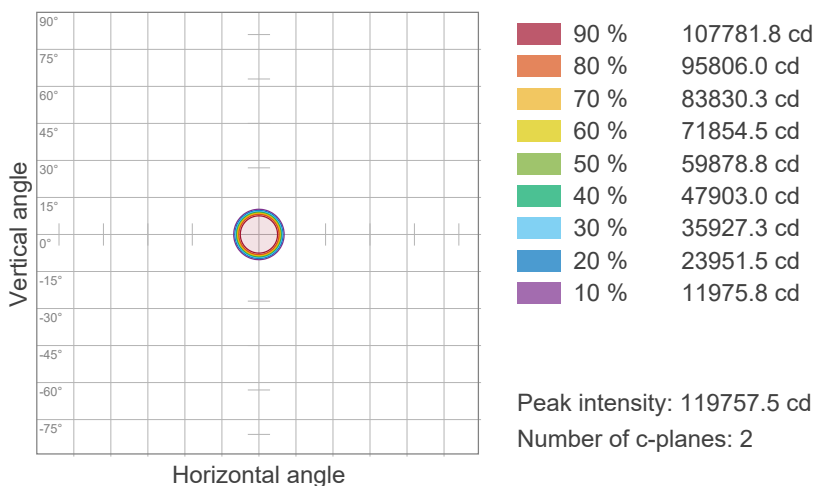
Photometric & Chromaticity Report

Maverick Silens 2X Profile: 50% Zoom - Full Power - Steady Mode 1

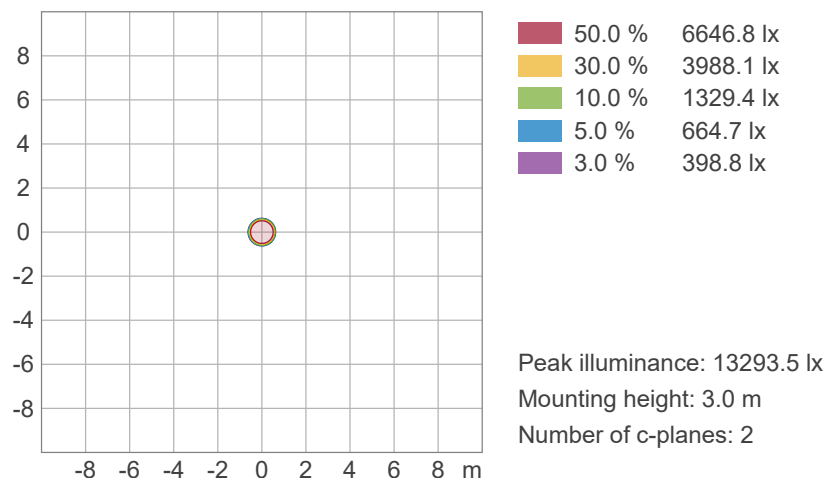


ISO Diagrams

ISO Candela Diagram



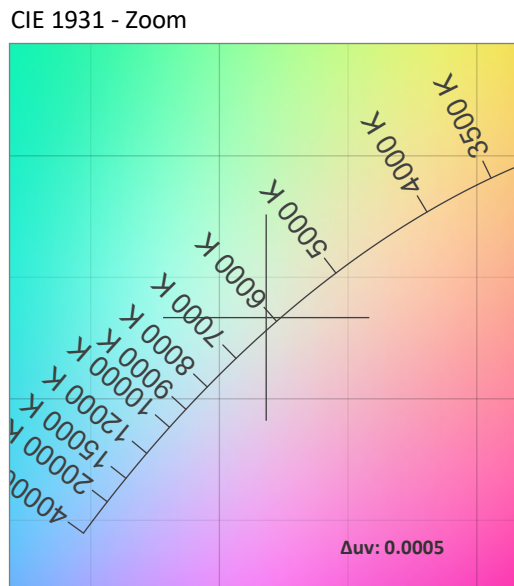
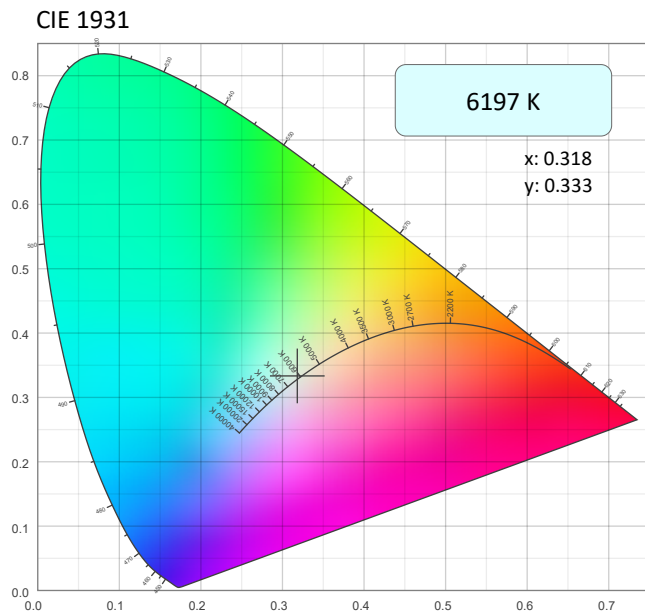
ISO Lux Diagram



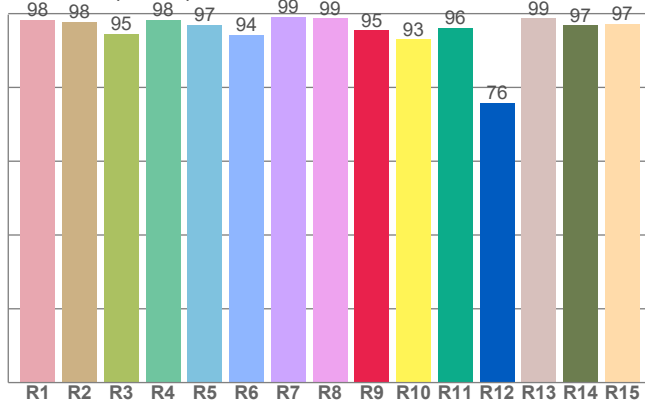
Photometric & Chromaticity Report

Maverick Silens 2X Profile: 50% Zoom - Full Power - Steady Mode 1

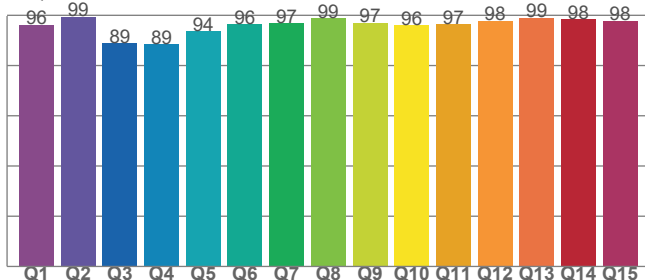
Chromaticity



CRI: 97.2 (R1-R8)



CQS: 94.9



Color Parameters

Color Temperature	Color Coordinate CIE 1931	Color Coordinate CIE 1931
CCT	x	y
6197 K	0.318	0.333

Color Deviation from Black Body Curve	Color Coordinate CIE 1964	Color Coordinate CIE 1964
Δuv	y	u
0.0005	0.333	0.200

Color Rendering Index	Red Component	Color Quality Scale
CRI	CRI - R9	CQS
97.2	95.5	94.9

Television Lighting Consistency Index	Color Fidelity	Color Gamut
TLCI	TM30 - Rf	TM30 Rg
99	93.4	100.3

Photometric & Chromaticity Report

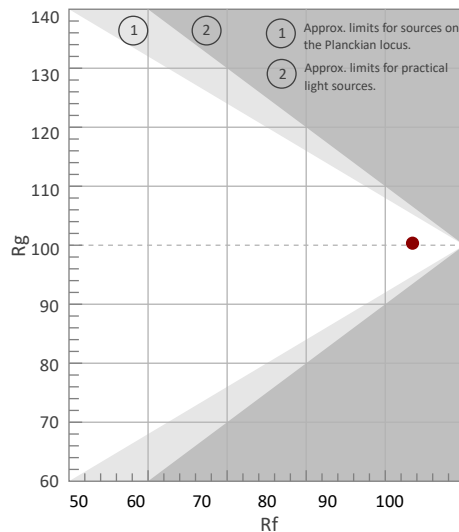
Maverick Silens 2X Profile: 50% Zoom - Full Power - Steady Mode 1

TM-30 Details

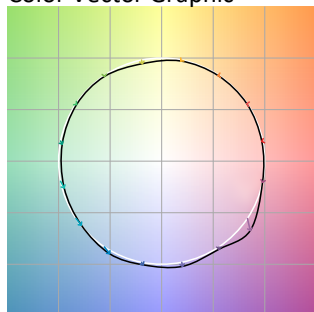
Rf 93.4
Fidelity Index (Rg)

Rg 100.3
Gammut Index (Rg)

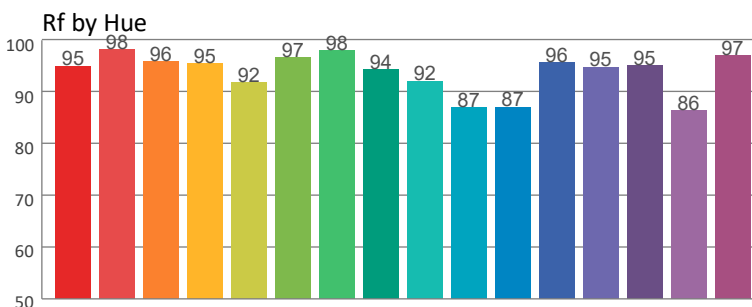
Hue Bin	Graphic shifts (%)		
	R _f	Chroma	Hue
1	95	-1%	0%
2	98	0%	0%
3	96	-1%	1%
4	95	-1%	1%
5	92	-4%	0%
6	97	-1%	0%
7	98	-1%	0%
8	94	-2%	3%
9	92	-2%	7%
10	87	-1%	8%
11	87	3%	8%
12	96	2%	2%
13	95	4%	0%
14	95	2%	-1%
15	86	9%	-8%
16	97	0%	-1%



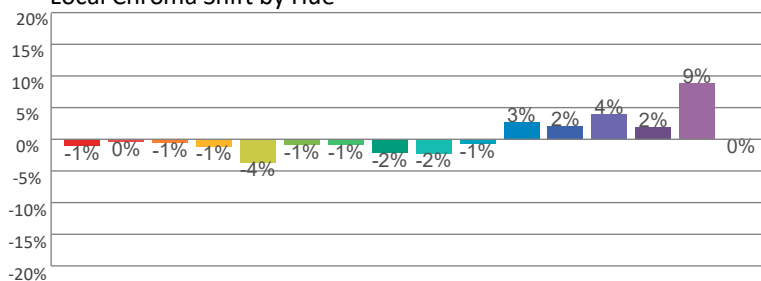
Color Vector Graphic



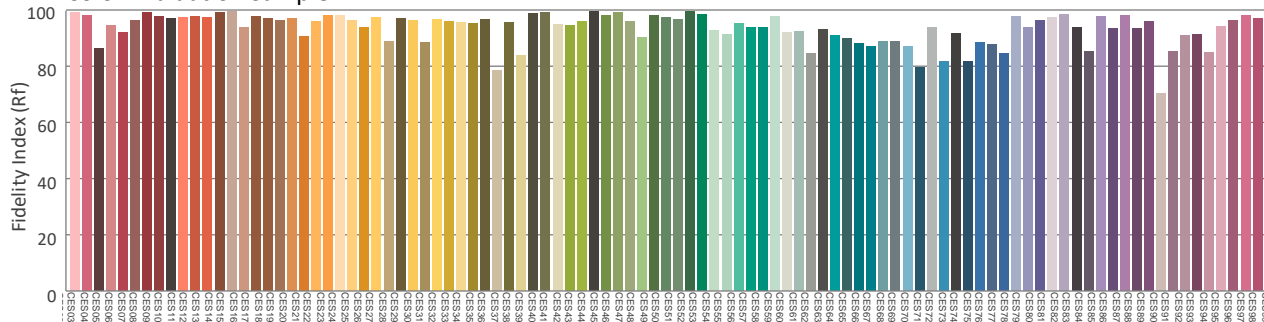
Color Distortion Graphic



Local Chroma Shift by Hue



Color Evaluation Sample



Photometric & Chromaticity Report

Maverick Silens 2X Profile: 50% Zoom - Full Power - Steady Mode 2

Report Summary

Measurements

Fixture Output: 10081 lm
Fixture Peak: 98876 cd
Fixture Efficacy: n/a lm/W
Intensity @ 5m: 3941 lux
Color Temperature: 6174 K
CRI: 96.8 CRI R9 Value: 94.6
CQS: 95.0
TLCI: 99
TM-30 Rf: 93.6
TM-30 Rg: 100.5
Beam Angle (50%): 19.9°
Field Angle (10%): 22°
Cutoff Angle (3%): 22.9°

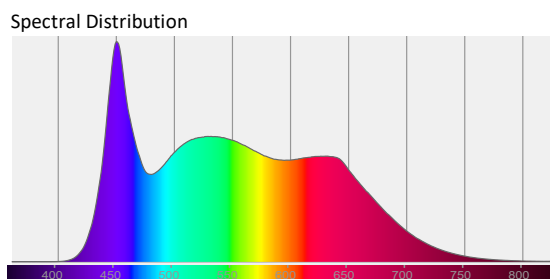
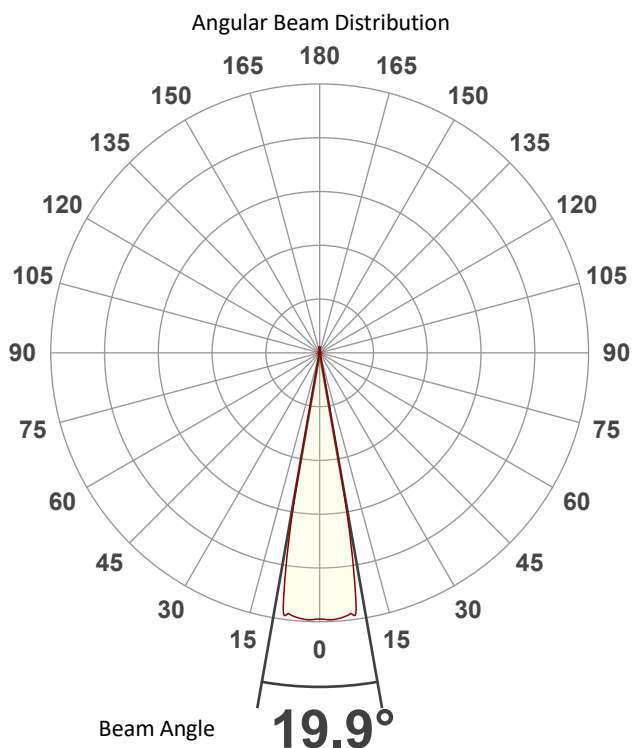


Conditions

AC Supply: 114 V, 60 Hz
Power: 0.0 W
Current: 0.000 A
Power Factor: n/a

This data sheet conforms to American National Standard E1.9 – 2007 (R2017). All data was measured and calculated by a Viso Systems LabSpion Goniometer at the Chauvet PD Optics Laboratory in Sunrise, FL on 10/4/2023 to LM-63-2002 Standards.


Overall Measurement



Tested Color (CIE 1931):

X: 0.318

Y: 0.335



Light Quality

CRI: 96.8

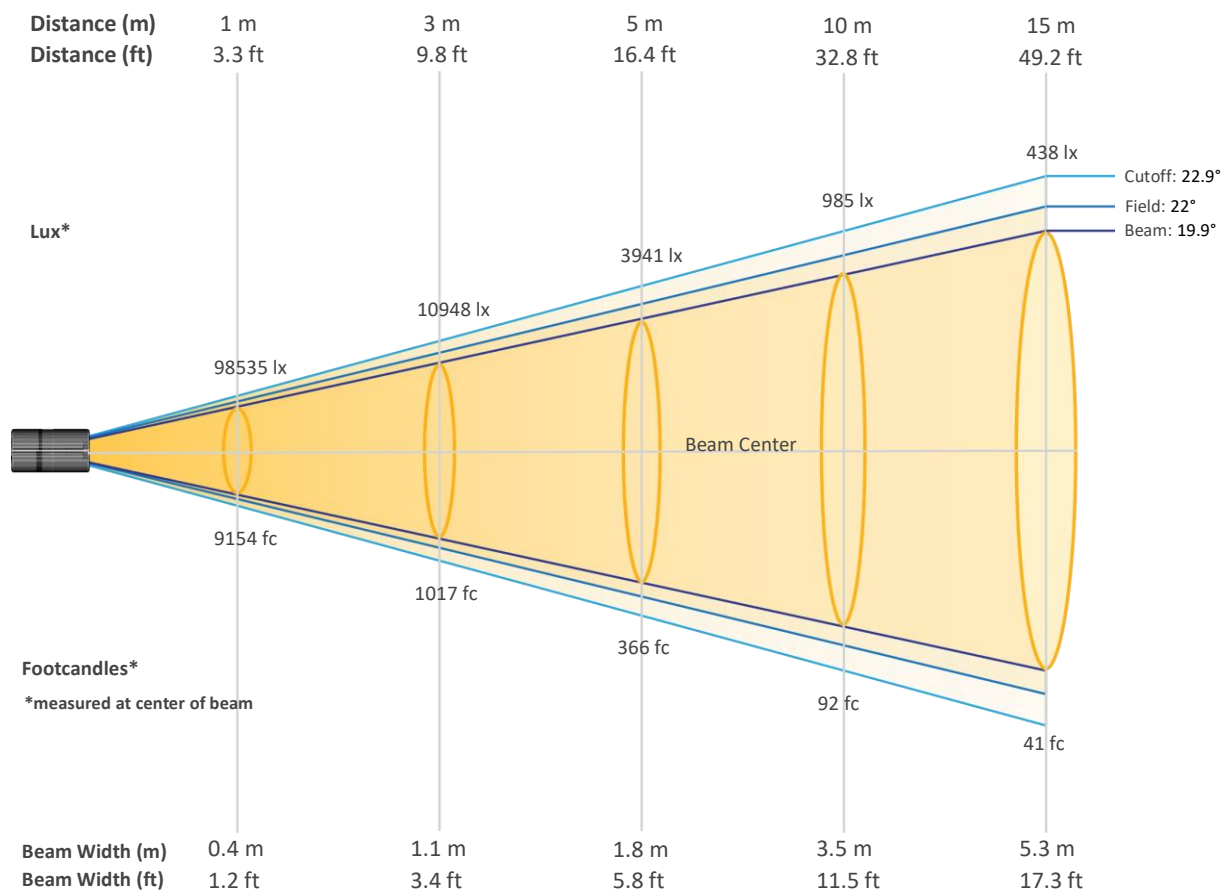
Color Temperature

6174 K

Photometric & Chromaticity Report

Maverick Silens 2X Profile: 50% Zoom - Full Power - Steady Mode 2

Beam Details

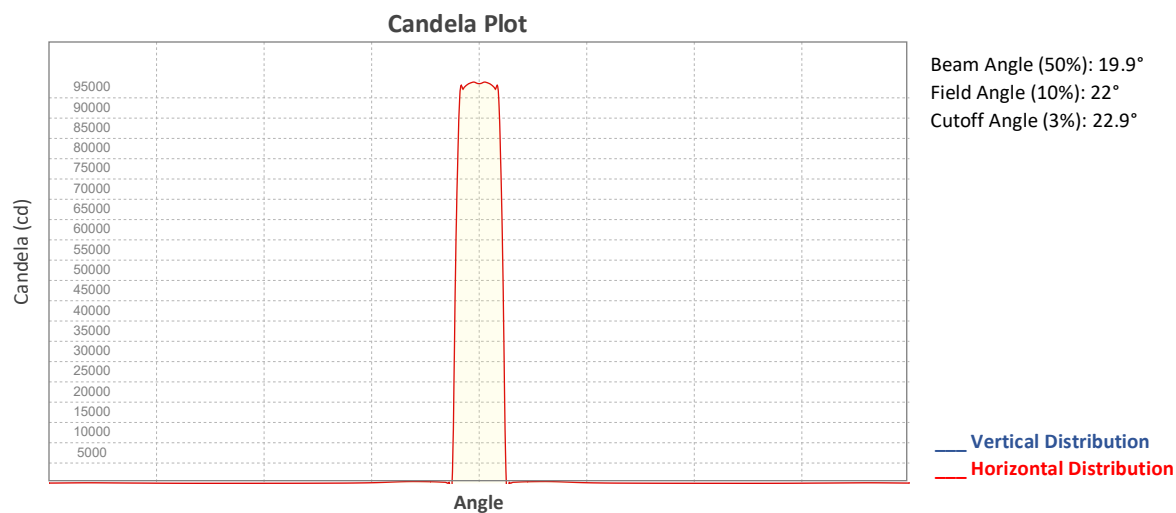


Beam Intensities from 1-20m (3.3-65.6ft)

Distance	1m	2m	3m	4m	5m	6m	7m	8m	9m	10m
Lux	98535	24634	10948	6158	3941	2737	2011	1540	1216	985
Distance	11m	12m	13m	14m	15m	16m	17m	18m	19m	20m
Lux	814	684	583	503	438	385	341	304	273	246
Distance	3.3ft	6.6ft	9.8ft	13.1ft	16.4ft	19.7ft	23ft	26.2ft	29.5ft	32.8ft
FC	9154	2289	1017	572	366	254	187	143	113	92
Distance	36.1ft	39.4ft	42.7ft	45.9ft	49.2ft	52.5ft	55.8ft	59.1ft	62.3ft	65.6ft
FC	76	64	54	47	41	36	32	28	25	23

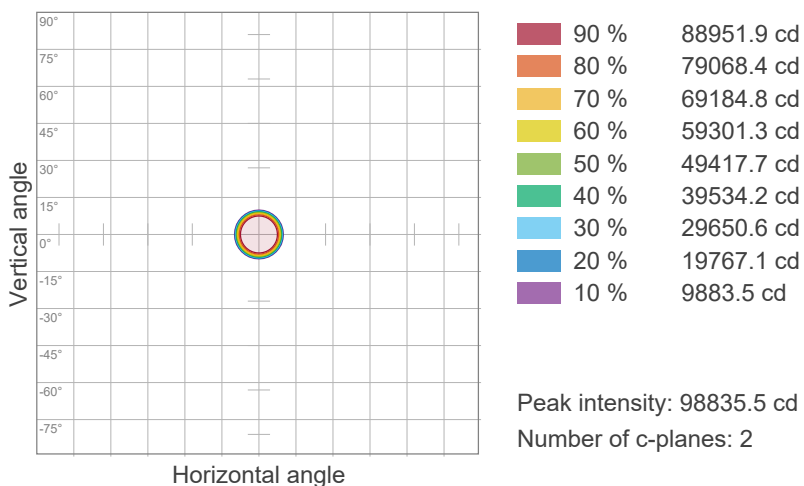
Photometric & Chromaticity Report

Maverick Silens 2X Profile: 50% Zoom - Full Power - Steady Mode 2

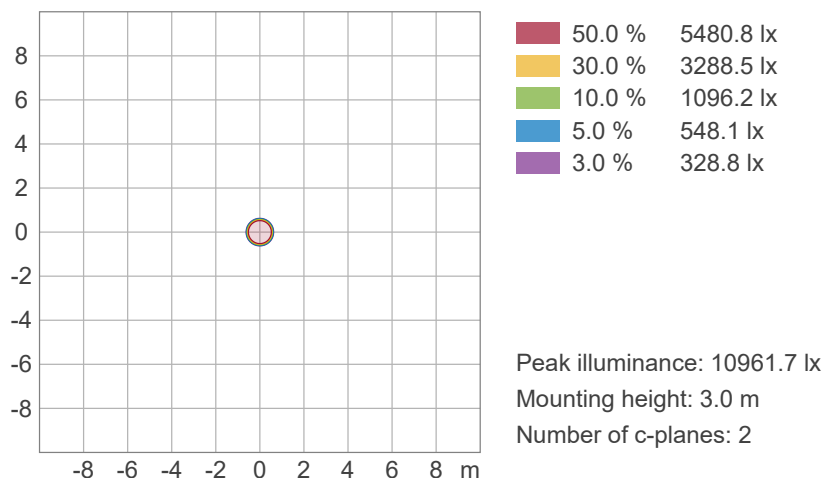


ISO Diagrams

ISO Candela Diagram



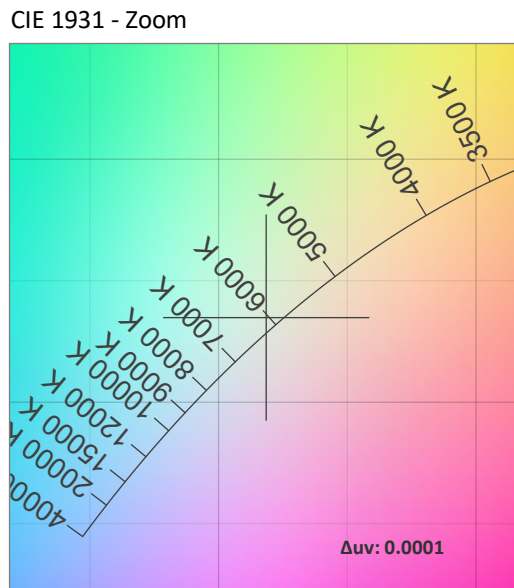
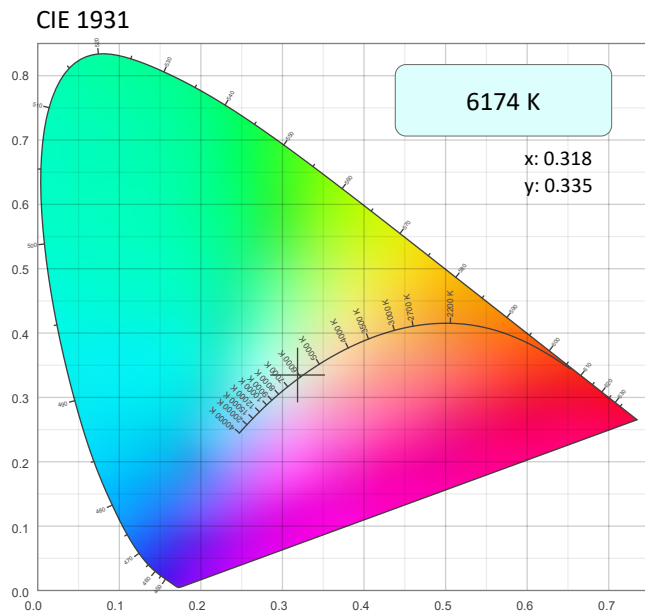
ISO Lux Diagram



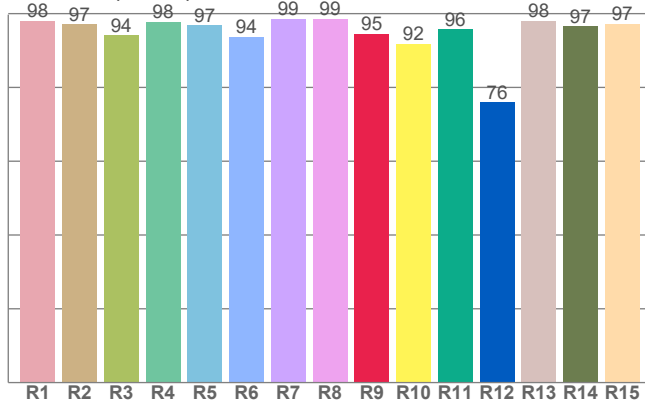
Photometric & Chromaticity Report

Maverick Silens 2X Profile: 50% Zoom - Full Power - Steady Mode 2

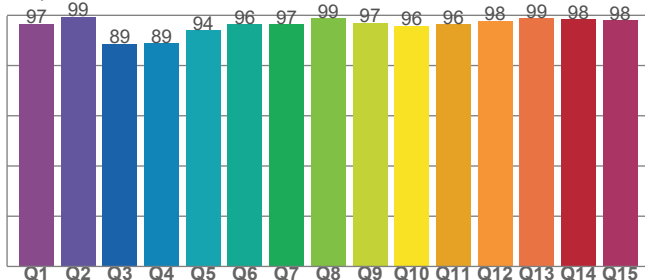
Chromaticity



CRI: 96.8 (R1-R8)



CQS: 95.0



Color Parameters

Color Temperature	Color Coordinate CIE 1931	Color Coordinate CIE 1931
CCT	x	y
6174 K	0.318	0.335

Color Deviation from Black Body Curve	Color Coordinate CIE 1964	Color Coordinate CIE 1964
Δuv	y	u
0.0001	0.335	0.200

Color Rendering Index	Red Component	Color Quality Scale
CRI	CRI - R9	CQS
96.8	94.6	95.0

Television Lighting Consistency Index	Color Fidelity	Color Gamut
TLCI	TM30 - Rf	TM30 Rg
99	93.6	100.5

Photometric & Chromaticity Report

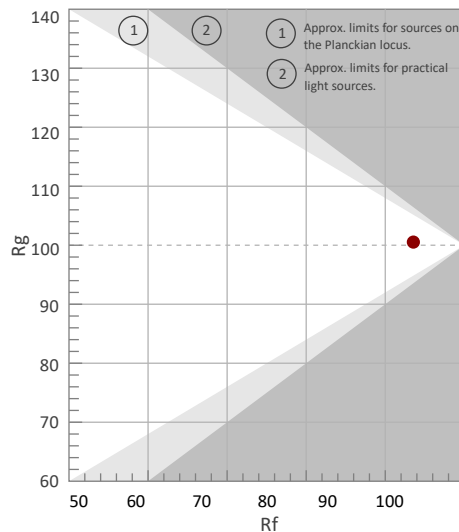
Maverick Silens 2X Profile: 50% Zoom - Full Power - Steady Mode 2

TM-30 Details

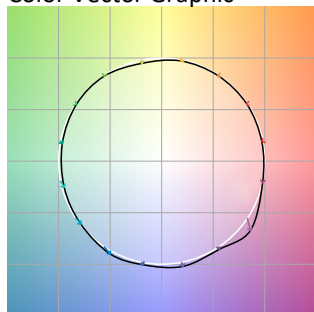
Rf 93.6
Fidelity Index
(Rg)

Rg 100.5
Gammut Index (Rg)

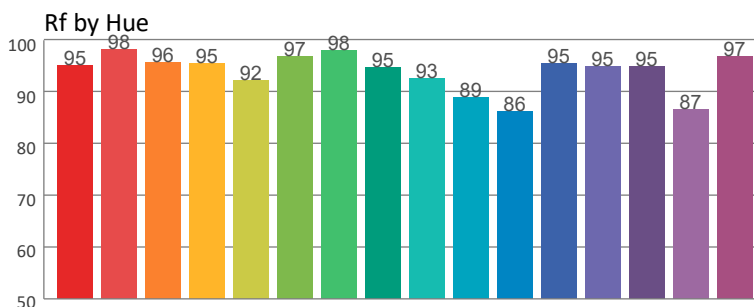
Hue Bin	Graphic shifts (%)		
	R _f	Chroma	Hue
1	95	-1%	0%
2	98	-1%	0%
3	96	-1%	1%
4	95	-1%	1%
5	92	-3%	0%
6	97	-1%	0%
7	98	-1%	0%
8	95	-2%	2%
9	93	-2%	6%
10	89	-1%	7%
11	86	3%	8%
12	95	2%	2%
13	95	4%	0%
14	95	2%	-1%
15	87	9%	-8%
16	97	0%	-1%



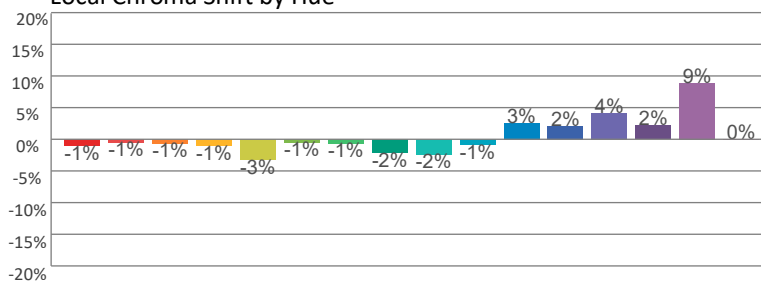
Color Vector Graphic



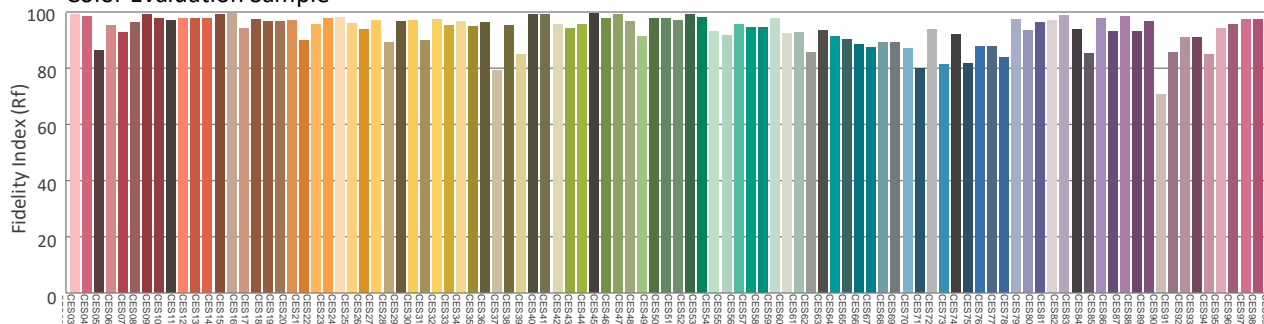
Color Distortion Graphic



Local Chroma Shift by Hue



Color Evaluation Sample



Contact Us

General Information	Technical Support
Chauvet World Headquarters	
3360 Davie Rd. Davie, FL 33314 Voice: (954) 577-4455 Fax: (954) 929-5560 Toll Free: (800) 762-1084	Voice: (844) 393-7575 Fax: (954) 756-8015 Email: chauvetcs@chauvetlighting.com Website: www.chauvetprofessional.com
Chauvet U.K.	
Pod 1 EVO Park Little Oak Drive, Sherwood Park Nottinghamshire, NG15 0EB UK Voice: +44 (0) 1773 511115 Fax: +44 (0) 1773 511110	Email: UKtech@chauvetlighting.eu Website: www.chauvetprofessional.eu
Chauvet Benelux	
Stokstraat 18 9770 Kruishoutem Belgium Voice: +32 9 388 93 97	Email: BNLtech@chauvetlighting.eu Website: www.chauvetprofessional.eu
Chauvet France	
3, Rue Ampère 91380 Chilly-Mazarin France Voice: +33 1 78 85 33 59	Email: FRtech@chauvetlighting.fr Website: www.chauvetprofessional.eu
Chauvet Germany	
Bruno-Bürgel-Str. 11 28759 Bremen Germany Voice: +49 421 62 60 20	Email: DEtech@chauvetlighting.de Website: www.chauvetprofessional.eu
Chauvet Mexico	
Av. de las Partidas 34 - 3B (Entrance by Calle 2) Zona Industrial Lerma Lerma, Edo. de México, CP 52000 Voice: +52 (728) 690-2010	Email: servicio@chauvet.com.mx Website: www.chauvetprofessional.mx

Visit the applicable website above to verify our contact information and instructions to request support. Outside the U.S., U.K., Ireland, Benelux, France, Germany, or Mexico, contact the dealer of the record.

